




Bank Komuniti Anda

Your Community Bank

Laporan Tahunan 2009 Annual Report

VERSI RINGKAS / ABRIDGED VERSION





RASIONAL KULIT COVER RATIONALE

YOUR COMMUNITY BANK / BANK KOMUNITI ANDA

We are shaping the future by realising aspirations, creating opportunities delivered upon growth and development. BSN has in our illustrious past set the building blocks of tomorrow, by creating a comprehensive network of branches that turn the aspirations of a dynamically growing population toward reality. Through our comprehensive services in expansionary industries within growth sectors, we have made real possibilities commitment that have realised our customers potential. Your communities are BSN's greatest asset.

Kami sedang membentuk masa depan dengan merealisasikan aspirasi, mencipta dan menyampaikan peluang melalui pertumbuhan dan pembangunan. Sejak masa lampaunya yang gemilang, BSN sudah membina asas-asas untuk hari esok dengan menubuhkan rangkaian cawangan komprehensif yang berjaya menjadikan aspirasi penduduk yang pesat meningkat satu kenyataan. Melalui perkhidmatan komprehensif kami dalam industri yang berkembang maju di bawah sektor-sektor pertumbuhan, kami menjadikan komitmen satu kemungkinan benar yang berjaya merealisasikan potensi pelanggan kami. Komuniti-komuniti anda adalah aset BSN yang paling ternilai.



KANDUNGAN CONTENTS

- 02 AHLI-AHLI LEMBAGA PENGARAH
BOARD OF DIRECTORS
- 04 PENGURUSAN
MANAGEMENT
- 06 KENYATAAN TIMBALAN PENERUSI
- 10 LAPORAN AKTIVITI
- 16 PENYATA KEWANGAN
 - 18 Sijil Ketua Audit Negara Mengenai Penyata Kewangan Bank Simpanan Nasional bagi tahun berakhir 31 Disember 2009
 - 19 Penyata Pengerusi dan Seorang Ahli Lembaga Pengarah
 - 19 Pengakuan oleh Pegawai Utama yang bertanggungjawab ke atas Pengurusan Kewangan Bank Simpanan Nasional
 - 20 Laporan Para Pengarah
 - 23 Lembaran Imbangan
 - 24 Penyata Pendapatan
 - 25 Penyata Kewangan Disatukan Bagi Perubahan Dalam Ekuiti
 - 27 Penyata Aliran Tunai
 - 30 Nota Kepada Penyata Kewangan



AHLI-AHLI LEMBAGA PENGARAH
BOARD OF DIRECTORS



01 **Y.Bhg. Dato' Seri Abdul Azim Mohd Zabidi**
Pengerusi (sehingga 30 Jun 2009)/
Chairman (until 30 June 2009)

02 **Y.Bhg. Datuk Nozilah Bahari**
Timbalan Pengerusi/*Deputy Chairman*

03 **Y.Bhg. Dato' Dr. Halim Man**
Ahli/*Member*

04 **Y.Bhg. Dato' Mohd Ali Abd. Samad**
Ahli/*Member*

05 **Y.Bhg. Dato' Ng Kam Cheung**
Ahli/*Member*

06 **Y.Bhg. Dato' V. Danapalan**
Ahli/*Member*

07 **Y.Bhg. Dato' Dr. Mohd. Padzil Hashim**
(Ahli Silihganti kepada Y.Bhg. Dato' Dr. Halim Man sehingga 24 Februari 2009)/(*Alternate Member to Y.Bhg. Dato' Dr. Halim Man - until 24 February 2009*)

08 **Y.Bhg. Datuk Dr. A. Manaf Hussin**
(Ahli Silihganti kepada Y.Bhg. Datuk Nozilah Bahari)/(*Alternate Member to Y.Bhg. Datuk Nozilah Bahari*)

09 **Y.Bhg. Datuk Adinan Maning**
Ahli/*Member*

10 **Y.Bhg. Hj Ghazali Awang**
Ahli/*Member*

11 **Puan Ummul Shirin Mohd. Thalha**
Setiausaha Lembaga Pengarah/
Board Secretary





PENGURUSAN
MANAGEMENT




01 Y.Bhg. Datuk Adinan Maning
Pengurus Besar/Ketua Eksekutif
General Manager/Chief Executive



02 Pn. Norazian Ahmad Tajuddin
Timbalan Ketua Eksekutif
(Perbankan Konsumer & Pembangunan
Perniagaan)
Deputy Chief Executive
(Consumer Banking & Business Development)

03 En. Hasan Mohamed
Timbalan Ketua Eksekutif
(Perbendaharaan & Sokongan Korporat)
Deputy Chief Executive
(Treasury & Corporate Support)

04 En. Winston Emmanuel Jeyaprakash
Timbalan Ketua Eksekutif (Pengurusan
Kredit & Sokongan Perniagaan)
Deputy Chief Executive
(Credit Management & Business Support)



05 **En. M. Zaukifele Ibrahim**
Ketua, Khidmat Bayaran
Head, Payment Services

06 **En. Frederick Siew Kin Meng**
Ketua, Kewangan
Head, Finance

07 **En. Zainuddin Ahmad**
Ketua, Pengurusan Sumber Manusia
Head, Human Resource Management

08 **En. Ahmad Latfan Mohd. Amran**
Ketua, Juruaudit Dalam
Chief Internal Auditor

09 **En. Azlan Nor Yusoh**
Ketua, Pengurusan Risiko
Head, Risk Management

10 **En. Md. Shariff Manat**
Ketua, Keselamatan
Head, Security

11 **Pn. Joannita Zaleha Yusof**
Ketua, Khidmat Korporat
(dari 7 September 2009)
Head, Corporate Services
(w.e.f. 7 September 2009)

12 **Pn. Jamaliah Ibrahim**
Ketua, Teknologi Maklumat
Head, Information Technology

13 **En. Abdullah Aziz Buyong**
Ketua, Pengurusan Kredit
Head, Credit Management


14 **Pn. Nilammasri Ja'afar**
Ketua, Mikro Kewangan
Head, Micro Finance

15 **En. Akhsan Zaini**
Ketua, Perbankan Konsumer
(dari 1 April 2009)
Head, Consumer Banking
(w.e.f. 1 April 2009)

16 **En. Rusly Dolah**
Ketua, Perbankan Cawangan
Head, Branch Banking

17 **En. Rosman Ramlan**
Ketua, Pentadbiran Am
Head, General Administration





Y.Bhg. Datuk Nozirah Bahari
Timbalan Pengerusi

Bagi pihak Lembaga Pengarah, saya dengan sukacitanya membentangkan Laporan Tahunan dan Penyata Kewangan Bank Simpanan Nasional bagi tahun kewangan berakhir 31 Disember 2009.



KENYATAAN TIMBALAN Pengerusi

EKONOMI MALAYSIA

Ekonomi Malaysia telah mencatatkan pertumbuhan sebanyak 4.5% bagi suku tahun keempat tahun 2009. Penggunaan swasta yang mapan dan perbelanjaan sektor awam yang meningkat menyumbang kepada permintaan domestik yang lebih tinggi. Pelaksanaan langkah rangsangan fiskal yang pesat merupakan faktor utama yang menyumbang kepada pemulihan ekonomi negara.

Sektor awam dilaporkan terus memainkan peranan utama dalam merangsang pertumbuhan di mana perbelanjaan penggunaan sektor awam meningkat sebanyak 1.3% sementara perbelanjaan modal sektor awam meningkat dengan lebih ketara berikutan pelaksanaan projek di bawah pakej rangsangan fiskal yang lebih giat.

Malaysia juga turut dilaporkan terus menerima pelaburan asing dengan aliran masuk kasar meningkat kepada RM7.2 bilion berbanding RM6.7 bilion pada suku ketiga, dengan sejumlah besar Pelaburan adalah untuk sektor Perkilangan dan Perkhidmatan. Sementara itu, sektor Perkhidmatan mencatat pertumbuhan yang menyeluruh dengan pertumbuhan yang lebih tinggi dalam hampir kesemua sub sektor.

Pemulihan ekonomi global turut dilaporkan menjadi bertambah baik pada suku keempat 2009 dan trend positif ini dijangka berterusan hingga ke tahun 2010.

(Laporan : Bank Negara Malaysia)

PRESTASI KEWANGAN

Tahun 2009 menyaksikan BSN terus memperkukuhkan kedudukannya sebagai sebuah Bank yang lebih berdaya saing dari segi pencapaian kewangan di samping terus memperkasakan peranan sosialnya demi kesejahteraan pelanggan-pelanggannya. BSN telah merekodkan prestasi kewangan yang baik dengan keuntungan operasi sebelum cukai sebanyak RM467 juta, peningkatan sebanyak 100.4% berbanding tahun 2008.

Bank telah berjaya meraih keuntungan dan terus membina asas yang kukuh untuk merealisasikan matlamat jangkamasa panjang untuk menjadi bukan sahaja institusi simpanan utama negara malah sebuah institusi kewangan yang berdaya maju dan bersaing dengan institusi komersial tempatan.

Bagi tahun kewangan 2009, jumlah pendapatan BSN telah meningkat sebanyak 16.1% kepada RM1,209 juta daripada RM1,041 juta pada tahun kewangan yang sebelumnya. Pertumbuhan ketara/signifikan ini banyak disumbangkan oleh aktiviti Pelaburan dan aktiviti Penyimpanan dan Pendahuluan. Pinjaman Persendirian merupakan penyumbang terbesar kepada peningkatan dalam asset portfolio Bank dan seterusnya kepada keuntungan sebelum cukai bagi tahun 2009. Jumlah Pinjaman Persendirian dan Perumahan telah meningkat sebanyak 19.0% pada tahun 2009.



Kenyataan Timbalan Pengerusi

Peningkatan di dalam jumlah Pinjaman Persendirian telah menjadi faktor utama di dalam pertumbuhan jumlah pinjaman yang telah meningkat dengan kukuh sebanyak RM1,265 juta atau 27.2% kepada RM5,908 juta pada akhir tahun 2009.

Portfolio Pinjaman dan Pembiayaan Bank juga menunjukkan pertumbuhan di mana ia meliputi 49.2% daripada jumlah aset. BSN terus agresif menawarkan produk-produk Perbankan Islam yang menarik dan kompetitif. Hasilnya, aktiviti pembiayaan kekal teguh dengan menyaksikan pembiayaan berlandaskan Islam meningkat dengan ketara sebanyak RM1,014 juta kepada RM4,296 juta pada akhir tahun 2009. Pencapaian ini menguatkan lagi keyakinan BSN terhadap keupayaan BSN untuk terus menunjukkan prestasi yang positif di dalam Perbankan Islam di samping menyumbang kepada pertumbuhan sistem Kewangan Islam di Malaysia.

Di samping itu, dalam memastikan Bank terus mengawal selia kedudukan Pembiayaan Tidak Berbayarnya, usaha dalam mempertingkatkan Pengurusan Risiko melalui penilaian kredit dan usaha pungutan hutang masih diteruskan. Klinik Kredit yang diperkenalkan oleh BSN sebagai salah satu usaha untuk membantu pelanggan yang mempunyai masalah dalam membayar pinjaman ketika krisis ekonomi juga menjadi salah satu faktor dalam pengawalan Pinjaman Tidak Berbayarnya. Usaha-usaha tersebut telah berjaya membantu BSN mengurangkan kadar Pembiayaan Tidak Berbayar Kasar ("Gross Non Performing Loan") daripada 8.1% (2008) kepada 6.0% (2009) manakala Pembiayaan Tidak Berbayar (Net Non Performing Loan) mengalami sedikit peningkatan dari 1.5% pada tahun 2008 kepada 1.8% pada tahun 2009.

Jumlah pendeposit runcit BSN meningkat sebanyak RM807 juta atau 7.8% kepada RM11,109 juta bagi tahun berakhir 2009 di mana peningkatan ini disumbangkan oleh produk-produk seperti GIRO sebanyak RM101 juta atau 2.0%, Simpanan Tetap (STT) sebanyak RM92 juta atau 6.5%, Sijil Simpanan Premium (SSP) sebanyak RM303 juta atau 30.6%, Mudharabah sebanyak RM198 juta atau 9.1% dan GIRO-i sebanyak RM103 juta atau 17.0%.

Sebagai sebuah Bank Komuniti, Bank terus melaburkan dananya dengan memberikan kepentingan kepada penyediaan akses kepada kemudahan perbankan dan kewangan kepada segenap lapisan masyarakat terutamanya di kawasan luar bandar dan pedalaman.

Inisiatif ini menyaksikan BSN membuka beberapa cawangan baru seperti di Setia Alam, Selangor, Bandar Sri Iskandar dan Changkat Jering, Perak serta cawangan sosialnya di Song, Sarawak.

Bank juga telah memperluaskan perkhidmatan Unit Bank Bergeraknya (UBB) ke Sarawak yang meliputi kawasan seperti Kuching dan Bekenu (Zon Miri). Program Rasionalisasi masih diteruskan dengan usaha untuk menaiktaraf, penggabungan cawangan dan mengenalpasti serta menempatkan cawangan-cawangan yang terpilih ke lokasi yang lebih strategik. Ini juga merupakan usaha berterusan Bank untuk terus menawarkan kemudahan perbankan yang mudah untuk pelanggan-pelanggannya dan orang ramai. Sehingga Disember 2009, BSN mempunyai rangkaian cawangan sebanyak 376,735 Mesin Teller Automatik dan 81 buah Mesin Deposit Tunai di seluruh Negara.

Portfolio Mikro Kewangan BSN juga telah berkembang dengan signifikan di mana pada tahun berakhir 2009, BSN telah membuat pengeluaran sebanyak RM106 juta. Skim ini dikenalpasti sebagai salah satu skim untuk membantu usahawan-usahawan kecil lebih berdaya maju dan bersaing di dalam dunia perniagaan mereka yang memerlukan modal kerja dan kemahiran Teknikal. BSN terus komited untuk menawarkan kemudahan Mikro Kewangan kepada usahawan-usahawan kecil dengan membuka lebih banyak Pusat Mikro Kewangan bagi mempermudah proses permohonan dan kelulusan. BSN juga merupakan salah satu institusi kewangan yang utama dalam menawarkan kemudahan ini. Selain menawarkan kemudahan, BSN juga memberi khidmat nasihat untuk peminjam bagi memastikan perniagaan yang diceburi peminjam mampu berdaya saing.

TADBIR URUS KORPORAT

Integriti, ketelusan dan akauntabiliti dalam semua amalan dan aktiviti niaga BSN merupakan prinsip yang dipegang oleh Lembaga Pengarah BSN untuk terus memacu BSN ke arah masa depan yang lebih cemerlang. Ini merupakan asas bagi memperolehi sokongan berterusan daripada kesemua pemegang kepentingan BSN. Empat Jawatankuasa Lembaga ditubuhkan selaras dengan Garis Panduan Mengenai Piawai Tadbir Urus Korporat bagi Pengarah Institusi Kewangan Pembangunan (GP4), untuk melaksanakan tugas-tugas penyelia-seliaan.

Jawatankuasa Lembaga Audit & Pemeriksaan

Nama Ahli

1. Tuan Haji Ghazali Awang (Pengerusi)
2. Y.Bhg. Dato' Ng Kam Cheung
3. Y.Bhg. Dato' Mohd Ali Abd. Samad
4. Y.Bhg. Datuk Nozirah Bahari

Jumlah mesyuarat pada tahun 2009 : 10

Keperluan mesyuarat:

Sekurang-kurangnya sekali setiap 3 bulan.

Jawatankuasa Lembaga Pengurusan Risiko

Nama Ahli

1. Y.Bhg. Dato' Dr. Halim Man (Pengerusi)
2. Y.Bhg. Dato' Seri Abdul Azim Mohd. Zabidi
3. Y.Bhg. Dato' Ng Kam Cheung
4. Y.Bhg. Dato' V. Danapalan

Jumlah mesyuarat pada tahun 2009 : 4

Keperluan mesyuarat:

Sekurang-kurangnya sekali setiap 3 bulan.

Jawatankuasa Lembaga Pencalonan

Nama Ahli

1. Y.Bhg. Dato' Mohd Ali Abd. Samad (Pengerusi)
2. Y.Bhg. Dato' V. Danapalan
3. Y.Bhg. Dato' Dr. Halim Man
4. Y.Bhg. Datuk Nozirah Bahari
5. Y.Bhg. Datuk Adinan Maning

Jumlah mesyuarat pada tahun 2009 : 7

Keperluan mesyuarat:

Sekurang-kurangnya sekali setahun.

Jawatankuasa Lembaga Saraan

Nama Ahli

1. Y.Bhg. Dato' Ng Kam Cheung (Pengerusi)
2. Y.Bhg. Dato' Mohd Ali Abd. Samad
3. Y.Bhg. Dato' Dr. Halim Man

Jumlah mesyuarat pada tahun 2009 : 7

Keperluan mesyuarat:

Sekurang-kurangnya sekali setahun.

PERTUKARAN LEMBAGA PENGARAH

Mulai 1 Julai 2009, saya telah mempengerusikan kesemua mesyuarat-mesyuarat Ahli Lembaga Pengarah selaku Timbalan Pengerusi BSN setelah tamatnya tempoh pelantikan Y.Bhg. Dato' Seri Abdul Azim Mohd. Zabidi sebagai Pengerusi BSN. Pihak Lembaga Pengarah BSN ingin merakamkan ucapan terima kasih yang tidak terhingga kepada Y.Bhg. Dato' Seri Abdul Azim Mohd. Zabidi ke atas sumbangan dan komitmen yang telah diberikan sepanjang penglibatan beliau sebagai Pengerusi BSN, semenjak tahun 1999.

Saya juga ingin mengambil kesempatan ini untuk mengucapkan terima kasih dan merakamkan penghargaan kepada kesemua rakan sejawat saya di Lembaga Pengarah yang telah sama-sama memberi idea dan pandangan yang bernas dalam menentukan arah tuju dan perkembangan Bank. Saya percaya sokongan padu ini akan berterusan untuk kebaikan semua.

KATA-KATA PENUTUP

BSN telah mengecapi kejayaan yang signifikan sepanjang tahun 2009 berkat sokongan positif dari pelbagai pihak. Bagi pihak Lembaga Pengarah, saya ingin mengucapkan terima kasih ke atas kerjasama yang telah diberikan oleh semua agensi terutamanya Kementerian Kewangan Malaysia dan Bank Negara Malaysia.

Penghargaan juga saya tujukan khas kepada pihak Pengurusan BSN dan semua kakitangan BSN yang telah menunjukkan dedikasi dan komitmen kepada prestasi BSN yang amat memberangsangkan. Akhir sekali, saya ingin mengucapkan terima kasih kepada semua pelanggan BSN di atas kesetiaan dan kepercayaan dengan harapan agar sokongan ini akan terus mendorong BSN untuk memberi perkhidmatan yang lebih efektif dan lebih cemerlang pada masa-masa akan datang.



DATUK NOZIRAH BAHARI

Timbalan Pengerusi, Bank Simpanan Nasional



LAPORAN AKTIVITI



Perbankan Internet - Satu lagi perbankan alternatif

Aktiviti BSN sepanjang tahun 2009 adalah berkisar kepada mempelbagaikan produk dan perkhidmatan untuk pelanggan-pelanggannya di samping meneruskan usaha untuk menawarkan akses dan kemudahan perbankan kepada segenap lapisan masyarakat di Malaysia.

Selaras dengan peranannya untuk terus menyokong aspirasi Kerajaan untuk menjamin kesejahteraan hidup rakyat, BSN juga telah menjalankan peranan sosialnya dalam membantu komuniti yang memerlukan dari masa ke semasa.

BSN juga melihat aspek pembangunan modal insan dan latihan sebagai satu elemen yang harus dipertingkatkan bagi membantu kakitangan-kakitangannya untuk lebih berdaya saing, komited dan proaktif bagi memacu Bank ke arah kecemerlangan.

PRODUK DAN PERKHIDMATAN

Dalam usaha untuk terus menawarkan penyampaian perkhidmatan yang lebih efisien dan lebih berkualiti, BSN sentiasa memastikan produk dan perkhidmatannya memberi kemudahan dan fleksibiliti kepada pelanggan-pelanggannya dan orang ramai. Pada tahun 2009, BSN telah menjalankan pelbagai aktiviti dan melaksanakan inisiatif-inisiatif baru untuk menyokong usaha ini.

Kerjasama BSN dan PTPTN

Melalui kerjasama BSN dan Perbadanan Tabung Pendidikan Tinggi Nasional (PTPTN), peminjam-peminjam PTPTN kini boleh membuat bayaran ansuran bulanan di lebih 350 cawangan BSN di seluruh negara. Kerjasama ini juga menyaksikan pelancaran 'Info Centre' PTPTN di cawangan utama di Sabah pada 19 Januari 2009. Segala maklumat berhubung PTPTN, pembayaran balik pinjaman dan hal berkaitan Skim Simpanan Pendidikan Nasional (SSPN) boleh diperolehi di pusat tersebut.

Perbankan Internet - myBSN

BSN telah menandatangani perjanjian dengan Cyber Village Sdn Bhd (CV), sebuah syarikat penyedia khidmat teknologi pada 17 November 2009. BSN telah diwakili oleh Y.Bhg. Datuk Adinan Maning, Pengurus Besar/Ketua Eksekutif BSN manakala CV diwakili oleh Cik Sua Shi Huey, Pengarah E-Perniagaan. Perjanjian ini menyaksikan persediaan yang dilaksanakan oleh BSN bagi memberi perkhidmatan Perbankan Internet kepada pelanggan-pelanggannya. Ini merupakan satu lagi perbankan alternatif yang ditawarkan oleh BSN sebagai langkah



Sijil Simpanan Premium - Skim Simpan dan Menang yang menawarkan hadiah-hadiah lumayan setiap bulan



Dana Industri Kreatif - Pemangkin industri kreatif

untuk memaksimumkan teknologi perbankan. Dikenali sebagai myBSN, di antara perkhidmatan yang ditawarkan adalah pembayaran bil secara 'online', tambah nilai pra bayar untuk telefon bimbit, pemindahan wang dan lain-lain lagi.

Mega Karnival Sijil Simpanan Premium (SSP)

Buat julung kalinya BSN telah mengadakan Mega Karnival SSP di seluruh Malaysia serentak pada 26 Disember 2009. Objektif Karnival ini adalah untuk mewujudkan kesedaran orang ramai akan produk SSP di samping terus melaksanakan mandatnya untuk menggalakkan masyarakat di Malaysia untuk terus menyimpan.

Dalam pada masa yang sama BSN turut mengumumkan senarai hadiah-hadiah baru untuk dimenangi setiap bulan oleh pemegang-pemegang SSP sepanjang tahun 2010.

Dana Industri Kreatif

Lanjutan dari pembentangan Bajet 2010 oleh Yang Amat Berhormat Perdana Menteri pada 23hb Oktober 2009, sebanyak RM200 juta dana telah diperuntukkan sebagai pemangkin kepada pembangunan aktiviti industri kreatif seperti penerbitan filem, muzik, animasi, seni reka, seni bina, penerbitan dan penulisan serta pembangunan aktiviti-aktiviti yang berkaitan. BSN telah dipilih sebagai sebuah institusi kewangan yang menawarkan pinjaman bagi penggiat-penggiat industri kreatif ini. Satu Sidang Media berhubung dana ini telah dipengerusikan oleh Y.B. Datuk Seri Utama Rais Yatim, Menteri Penerangan, Komunikasi dan Kebudayaan pada 31 Disember 2009. Majlis turut disertai oleh Y.Bhg. Datuk Adinan Maning, Pengurus Besar/Ketua Eksekutif BSN.

PROGRAM RASIONALISASI BANK

Di bawah Program Rasionalisasi Bank, BSN terus dengan inisiatif dan iltizamnya untuk menawarkan dan memperluaskan akses kewangan serta perbankannya kepada segenap lapisan komuniti di seluruh Malaysia. Program ini merangkumi pembukaan cawangan baru, penggabungan cawangan dan penempatan baru cawangan serta kerja-kerja menaik taraf dan penambahbaikan untuk keselesaan pelanggan dan orang ramai.

Perasmian Cawangan BSN Bandar Sri Permaisuri

Pada Februari 2009, BSN telah merasmikan semula cawangan yang telah dinaik taraf dan dipindahkan dari Bandar Tun Razak ke Bandar Sri Permaisuri. Dirasmikan oleh Y.Bhg. Datuk Adinan Maning, Pengurus Besar/Ketua Eksekutif BSN, cawangan ini telah mula beroperasi pada 16 Februari 1987 dan pemindahannya adalah ke lokasi yang lebih strategik di samping memenuhi permintaan pelanggan.



Laporan Aktiviti



Cawangan Bandar Sri Permaisuri, Kuala Lumpur



Cawangan Bandar Setia Alam, Selangor



Cawangan Changkat Jering, Perak



Cawangan Sosial BSN, Song, Sarawak

Perasmian cawangan BSN Setia Alam

Sebagai sebahagian daripada komitmennya untuk menawarkan kemudahan dan akses perbankan yang luas kepada pelanggan-pelanggannya, BSN telah merasmikan cawangan di Setia Alam, Selangor pada 12 Mac 2009. Majlis telah disempurnakan oleh Y.Bhg. Dato' Seri Abdul Azim Mohd Zabidi, Pengerusi BSN.

Bandar Setia Alam merupakan kawasan perbandaran baru dan pusat perniagaan komersil yang sedang berkembang dengan pesat dan kewujudan cawangan ini adalah relevan dan bertepatan dengan pembangunan perniagaan di kawasan ini.

Perasmian cawangan Changkat Jering

Pada 6 April 2009, BSN telah menambah akses kewangannya dengan membuka satu lagi cawangan di Changkat Jering, Perak. Majlis telah dirasmikan oleh Y.B. Tan Sri Muhyiddin Yassin, Menteri Perdagangan Antarabangsa & Industri. Majlis turut dihadiri oleh Y.Bhg. Dato' Seri Abdul Azim Mohd. Zabidi, Pengerusi BSN dan Y.Bhg. Datuk Adinan Maning, Pengurus Besar/Ketua Eksekutif BSN. Pembukaan cawangan ini juga merupakan komitmen BSN untuk mempertingkatkan penyampaian perkhidmatan perbankan yang lebih selesa untuk komuniti setempat serta merealisasikan objektif BSN dalam menyediakan satu saluran tabungan kepada penduduk di kawasan tersebut.

Pembukaan cawangan sosial BSN di Song, Sarawak

BSN telah memperluaskan cawangan sosialnya dengan membuka cawangan Song di Sarawak pada 23 April 2009. BSN merupakan satu-satunya institusi kewangan yang memberi perkhidmatan perbankan untuk komuniti di Song yang dianggarkan berjumlah lebih kurang 10,000 orang. Song merupakan kawasan pendalaman yang terletak di tepi Sungai Rejang dan tidak mempunyai kemudahan hubungan jalan di sekitarnya membuat urusan dan transaksi perbankan. Dengan beroperasinya cawangan di Song, akses untuk kemudahan perbankan juga dapat dinikmati oleh penduduk di Kapit yang tidak lagi perlu ke Kanowit untuk urusan perbankan.

PERBANKAN ISLAM

Selaras dengan usaha BSN untuk menyumbang kepada pembangunan Perbankan Islam di samping menyediakan akses dan saluran pembiayaan serta kemudahan perbankan berdasarkan syariah kepada pelanggan dan orang ramai, BSN telah memperluaskan akses Perbankan Islamnya dengan membuka 2 cawangan Perbankan Islam di Pengkalan Chepa, Kelantan dan Kuala Nerus Terengganu. Kedua-dua cawangan telah mula beroperasi pada 1 Disember 2009. Langkah menyediakan pusat untuk menawarkan kemudahan ini merupakan inisiatif BSN untuk menjadi salah satu peserta dalam persekitaran Perbankan Islam yang lebih bersepadu dan sentiasa berdaya saing dengan lain-lain institusi kewangan tempatan.



Tanggungjawab Sosial - BSN membantu golongan yang kurang bernasib baik

Tanggungjawab Sosial Korporat adalah satu wadah BSN dalam membantu golongan yang kurang bernasib baik selaras dengan peranan dan tanggungjawabnya sebagai sebuah Bank Komuniti yang telah diberikan mandat oleh pihak Kerajaan. Sepanjang tahun 2009, beberapa aktiviti tanggungjawab sosial korporat telah dilaksanakan di seluruh Malaysia.

Kuching, Sarawak

BSN telah menyumbangkan 10 buah kerusi roda jenis 'Commode' kepada Hospital Umum Sarawak (HUS) yang merupakan julung kali diterima oleh HUS. (1 Januari 2009).

Melaka

BSN telah mengagihkan sebanyak 400 beg sekolah kepada murid-murid yang terdiri dari golongan fakir miskin dari sekolah-sekolah angkat BSN di seluruh Melaka. Majlis yang diadakan pada 9 Januari 2009 ini juga turut dihadiri oleh murid-murid sekolah yang aktif menabung menerusi Skim Galakan Simpanan Pelajar-Pelajar dan Sekolah-Sekolah Malaysia.

Kuala Nerus, Terengganu

BSN telah menyumbangkan sebuah kerusi roda kepada Pusat Pemulihan Dalam Komuniti, Kemaman pada 7 Januari 2009.

Selaras dengan usaha untuk membantu suasana yang kondusif untuk pembelajaran, BSN turut menyumbang komputer, pencetak dan projektor kepada Maahad Tahfiz Wal Tarbiyyah, Darul Iman.

Seremban, Negeri Sembilan

BSN telah menyumbang 2 unit komputer kepada Rumah Anak-Anak Yatim Darul Aminan, Seremban, 4 unit kerusi roda dan 7 unit tilam kepada Pusat Jagaan Anak-Anak Istimewa Harapan. Majlis telah diadakan pada 20 Disember 2009.

Kempen Earth Hour

BSN juga telah menyokong kempen kesedaran *Earth Hour* yang telah diadakan pada 28 Mac 2009. Kempen ini adalah sebagai satu tanda protes membantah perubahan suhu dan cuaca yang berlaku di dunia. Sebagai tanda sokongan kepada kempen ini, BSN telah turut serta dengan memadamkan tenaga lampu selama 1 jam. Di Ibu Pejabat dan cawangan-cawangan utama, papan tanda perniagaan telah dipadamkan bermula jam 8.30 malam.

Hari Bersama Komuniti – Kerjasama BSN dan Prokhas

Satu Majlis Bersama Komuniti telah diadakan pada 25 April 2009 dengan kerjasama Kelab Rekreasi Prokhas bertempat di Akademi Tahfiz Al-Hidayah, Jalan Gurney, Kuala Lumpur. Selaku penderma utama, BSN telah menyerahkan sumbangan berupa sebuah van, 10 unit komputer peribadi dan membuka akaun untuk 50 orang pelajar pelajar ATAH yang terdiri daripada anak yatim dan yang kurang berkemampuan.

Pulau Tioman, Pahang

Pada 23 Mei 2009, BSN telah membuat sumbangan 6 unit komputer peribadi dan 4 unit pencetak kepada Sekolah Kebangsaan Tekek dan Sekolah Menengah Kebangsaan Tekek, Tioman. Selain itu, bagi membantu pelajar-pelajar yang kurang berkemampuan, BSN juga telah menyerahkan sumbangan bagi membantu program motivasi UPSR dan PMR bagi kedua-dua sekolah tersebut.

Seramai lebih 30 orang kakitangan BSN seluruh negara juga telah menyertai aktiviti pembersihan pantai yang diadakan di Pulau Tekek sebagai salah satu aktiviti dengan komuniti Pulau Tekek.



Laporan Aktiviti

Tasek Gelugor, Pulau Pinang

Pada 28 Jun 2009, BSN telah menyerahkan sumbangan sebanyak RM95,000 kepada golongan yang memerlukan bantuan di kawasan Tasek Gelugor. Majlis yang disempurnakan oleh Y.B. Tan Sri Nor Mohamed Yacop, Menteri di Jabatan Perdana Menteri ini menyaksikan sumbangan BSN berupa bantuan kewangan, kerusi roda dan bantuan kepada murid sekolah yang kurang berkemampuan untuk meneruskan persekolahan mereka.

Yayasan Tun Hamdan

Sebagai sebuah Bank yang prihatin, BSN telah menyumbang bantuan kewangan sebanyak RM30,000 kepada Yayasan Tun Hamdan bagi membantu pelajar-pelajar di bawah naungan Yayasan tersebut untuk meneruskan persekolahan mereka. Majlis telah diadakan pada 14 September 2009 di mana sumbangan BSN telah diterima oleh Y.B. Datuk Dr. Awang Adek Hussin, Timbalan Menteri Kewangan merangkap Pengerusi Yayasan Tun Hamdan.

Yayasan Harapan Kanak-Kanak Malaysia

Pada 13 Oktober 2009, BSN telah membuat sumbangan sebanyak RM50,000 kepada Yayasan Harapan Kanak-Kanak

Malaysia (YHKM) bertempat di Auditorium Besar Dewan Bandaraya Kuala Lumpur. Majlis telah disempurnakan oleh Yang Amat Berbahagia Datin Paduka Seri Dr. Rosmah Mansor, isteri kepada Perdana Menteri Malaysia merangkap Penaung YHKM. BSN merupakan salah sebuah badan korporat yang menjadi penyumbang terbesar kepada tabung ini yang bertujuan memberi bantuan persekolahan seperti beg sekolah dan peralatan tulis kepada 250 orang pelajar sekolah rendah di sekitar Lembah Kelang yang terdiri daripada anak-anak yatim dan dari keluarga berpendapatan rendah.

Pertandingan Melukis BSN – Projek Kalendar BSN 2010

Pada 24 Oktober 2009, BSN telah menganjurkan Pertandingan Melukis yang disertai oleh kanak-kanak berusia 9 – 12 tahun dari rumah-rumah anak yatim seperti Home of Hope AlKhadeem, Rumah Charis, Rumah Amal Belaian Kasih, Rumah Agathian Shelter dan Rumah Kanak-Kanak Ini Disayangi (KIDS). Program ini merupakan satu aktiviti tanggungjawab sosial korporat di mana sebanyak 13 lukisan terbaik telah dipilih untuk dimuatkan sebagai kalendar BSN 2010.



Bank Komuniti Anda - Sumbangan kepada Yayasan Harapan Kanak-Kanak Malaysia

PROGRAM PEMBANGUNAN MODAL INSAN DAN PENERAPAN BUDAYA KECEMERLANGAN

Kakitangan yang cemerlang, berkemahiran dan berintegriti tinggi merupakan aset yang penting di dalam sesebuah organisasi. Sebagai usaha untuk merealisasikan hasrat tersebut, BSN telah melaksanakan beberapa inisiatif bagi menerapkan budaya tersebut di dalam tugas harian.

Antara inisiatif-inisiatif yang telah dijalankan adalah seperti berikut:

- **Pembangunan Modal Insan**

Bagi merealisasikan hasrat pembentukan kakitangan berkemahiran dan berintegriti tinggi, BSN telah melaburkan sejumlah dana bagi menjalankan program-program yang berkaitan. Penerapan nilai-nilai murni dimulakan seawal kakitangan mula bertugas di BSN menerusi Program Induksi di Pusat Pembelajaran BSN di Bangi.

Selain itu, program-program berkaitan bidang tugas masing-masing juga telah dilaksanakan secara intensif bagi memastikan kakitangan BSN mampu untuk bersaing dalam memberikan perkhidmatan yang terbaik kepada setiap pelanggan.

Kursus-kursus berbentuk kemahiran pengurusan (*soft skills*) juga giat dijalankan sebagai salah satu usaha BSN untuk memantapkan kecekapan pengurusan kakitangan.

Anugerah Kualiti Ketua Eksekutif yang diadakan secara tahunan bertujuan untuk memberi pengiktirafan kepada kakitangan-kakitangan yang telah menunjukkan kecemerlangan dan sikap proaktif dalam memacu BSN ke arah yang lebih tinggi. Anugerah ini juga merupakan satu pendekatan motivasi bagi kakitangan-kakitangan yang lain



Aset BSN - Kakitangan berkemahiran dan berintegriti tinggi

untuk berusaha dengan lebih gigih dan penuh motivasi bagi mendapat pengiktirafan seumpama ini.

Di samping itu, Program Pelan Penggantian yang lebih sistematik telah diperkenalkan sebagai salah satu usaha pendekatan strategik bagi memastikan kesinambungan tunggak kepimpinan dalam meneruskan Pelan Strategik Perniagaan yang telah dirancang.

- **Pemantapan Sistem Pengurusan Prestasi**

Pemantapan ini meliputi Aliran Proses Pengurusan Prestasi Akhir bertujuan untuk menghasilkan Laporan Pencapaian yang lebih berkesan, seragam dan telus. Laporan ini dapat membantu kakitangan untuk terus mempertingkatkan mutu perkhidmatan mereka di samping berupaya untuk mengenalpasti kakitangan yang memerlukan bimbingan dan kaunseling.

- **Penilaian Semula Struktur Saraan BSN**

Struktur Saraan BSN telah dikaji semula bagi memastikan pakej saraan yang dinikmati oleh kakitangan selari dengan amalan institusi-institusi perbankan pembangunan lain.

Di samping itu, Struktur Saraan baru ini juga berupaya memberi peluang kepada kakitangan untuk terus maju di dalam kerjaya masing-masing.

Ini adalah sebagai salah satu usaha bagi memastikan kakitangan BSN sentiasa bermotivasi tinggi dalam menunjukkan komitmen terhadap kerja.

- **Penilaian Kerja (Job Evaluation)**

Kajian Penilaian Kerja telah dilaksanakan bagi menyusun semula struktur modal insan di mana keseimbangan di antara gred jawatan dan tanggungjawab kakitangan telah diambilkira.

Inisiatif ini telah memberi impak kepada keseluruhan Perancangan Strategik BSN di mana nisbah kakitangan Eksekutif kepada Bukan Eksekutif telah meningkat dengan baik.



Tsini, 2 Ogos 2010

Laman Utama [Bookmark](#) [Hubungi Kami](#) [Peta Laman](#)

Bank Komuniti Anda



BSN - Bank Komuniti Anda

You can make a difference



[Laman Utama](#)

MENU UTAMA

- [Laman Utama](#)
- [BSN](#)
- [Pinjaman](#)
- [Simpanan](#)
- [Kad](#)
- [Perkhidmatan](#)
- [Perbankan Islam](#)
- [Kadar Faedah & Caj](#)
- [Promosi](#)
- [Kerjaya](#)
- [Cawangan](#)
- [ATM & CDM](#)
- [Borang-borang](#)
- [Hubungi Kami](#)
- [Maklum Balas](#)

Nantikan Kemunculan

Selamat Datang Ke Laman Web Rasmi BSN


Bank Simpanan Nasional (BSN) telah ditubuhkan pada 1 Disember 1974 di bawah Kementerian Kewangan. Dengan penubuhannya, semua tugas dan tanggungjawab Bank Simpanan Nasional telah diambil alih oleh BSN. Misi BSN adalah untuk menggalakkan simpanan, pelaburan dan pengurusan kewangan yang berhemat di kalangan rakyat Malaysia demi meningkatkan kualiti kehidupan.





PENYATA KEWANGAN

- 18 Sijil Ketua Audit Negara Mengenai Penyata Kewangan Bank Simpanan Nasional bagi tahun berakhir 31 Disember 2009
- 19 Penyata Pengerusi dan Seorang Ahli Lembaga Pengarah
- 19 Pengakuan oleh Pegawai Utama yang bertanggungjawab ke atas Pengurusan Kewangan Bank Simpanan Nasional
- 20 Laporan Para Pengarah
- 23 Lembaran Imbangan
- 24 Penyata Pendapatan
- 25 Penyata Kewangan Disatukan Bagi Perubahan Dalam Ekuiti
- 27 Penyata Aliran Tunai
- 30 Nota Kepada Penyata Kewangan



SIJIL KETUA AUDIT NEGARA MENGENAI PENYATA KEWANGAN BANK SIMPANAN NASIONAL BAGI TAHUN BERAKHIR 31 DISEMBER 2009

Penyata kewangan Bank Simpanan Nasional dan Kumpulan bagi tahun berakhir 31 Disember 2009 telah diaudit oleh wakil saya. Pihak pengurusan bertanggungjawab terhadap penyata kewangan ini. Tanggungjawab saya adalah mengaudit dan memberi pendapat terhadap penyata kewangan tersebut.

Pengauditan telah dilaksanakan mengikut Akta Audit 1957 dan berpandukan piawaian pengauditan yang diluluskan. Piawaian tersebut menghendaki pengauditan dirancang dan dilaksanakan untuk mendapat kepastian yang munasabah sama ada penyata kewangan adalah bebas daripada kesilapan atau ketinggalan yang ketara. Pengauditan ini termasuk memeriksa rekod secara semak uji, menyemak bukti yang menyokong angka dan memastikan pendedahan yang mencukupi dalam penyata kewangan. Penilaian juga dibuat terhadap prinsip perakaunan yang digunakan, unjuran signifikan oleh pengurusan dan persembahan penyata kewangan secara keseluruhan. Saya percaya pengauditan yang dilaksanakan memberi asas yang munasabah terhadap pendapat saya.

Pada pendapat saya, penyata kewangan ini memberi gambaran yang benar dan saksama terhadap kedudukan kewangan Bank Simpanan Nasional dan Kumpulan pada 31 Disember 2009, hasil operasi dan aliran tunai untuk tahun tersebut berdasarkan piawaian perakaunan yang diluluskan.

Saya telah mempertimbangkan penyata kewangan dan laporan juruaudit bagi semua syarikat subsidiari yang tidak diaudit oleh saya seperti yang dinyatakan dalam nota kepada penyata kewangan disatukan. Saya berpuas hati bahawa penyata kewangan berkenaan telah disatukan dengan penyata kewangan Bank Simpanan Nasional adalah dalam bentuk dan kandungan yang sesuai dan wajar bagi tujuan penyediaan penyata kewangan disatukan. Saya juga telah menerima maklumat dan penjelasan yang memuaskan sebagaimana yang dikehendaki bagi tujuan tersebut.

Laporan juruaudit mengenai penyata kewangan syarikat subsidiari berkenaan tidak mengandungi sebarang pemerhatian yang boleh menjejaskan penyata kewangan yang disatukan.

**(TAN SRI DATO' SETIA HAJI AMBRIN BIN BUANG)
KETUA AUDIT NEGARA
MALAYSIA**

**PUTRAJAYA
26 MAC 2010**





PENYATA PENGERUSI DAN SEORANG AHLI LEMBAGA PENGARAH

Kami, **DATUK NOZIRAH BINTI BAHARI** dan **DATUK ADINAN BIN MANING** yang merupakan Timbalan Pengerusi dan salah seorang Ahli Lembaga Pengarah Bank Simpanan Nasional dengan ini menyatakan bahawa, pada pendapat Lembaga Pengarah, Penyata Kewangan yang mengandungi Lembaran Imbangan, Penyata Pendapatan, Penyata Perubahan Ekuiti dan Penyata Aliran Tunai yang berikut ini berserta dengan nota-nota kepada Penyata Kewangan di dalamnya, adalah disediakan untuk menunjukkan pandangan yang benar dan saksama berkenaan kedudukan Bank Simpanan Nasional dan Kumpulan pada 31 Disember 2009 dan hasil kendaliannya serta perubahan kedudukan kewangannya bagi tahun berakhir pada tarikh tersebut.

Bagi pihak Lembaga Pengarah,

DATUK NOZIRAH BINTI BAHARI
TIMBALAN PENERUSI

Tarikh: 11 Mac 2010
Tempat: Kuala Lumpur

DATUK ADINAN BIN MANING
AHLI LEMBAGA PENGARAH

Tarikh: 11 Mac 2010
Tempat: Kuala Lumpur



PENGAKUAN OLEH PEGAWAI UTAMA

YANG BERTANGGUNGJAWAB KE ATAS PENGURUSAN KEWANGAN BANK SIMPANAN NASIONAL

Kami, **DATUK NOZIRAH BINTI BAHARI (No. K/P: 551228-09-5044)** dan **DATUK ADINAN BIN MANING (No. K/P: 570710-10-5777)** sebagai Timbalan Pengerusi Lembaga Pengarah dan Pengurus Besar/Ketua Eksekutif yang bertanggungjawab ke atas pengurusan kewangan dan rekod-rekod perakaunan Bank Simpanan Nasional, dengan ikhlasnya mengakui bahawa Lembaran Imbangan, Penyata Pendapatan, Penyata Perubahan Ekuiti dan Penyata Aliran Tunai dalam kedudukan kewangan yang berikut ini berserta dengan nota-nota kepada Penyata Kewangan di dalamnya mengikut sebaik-baik pengetahuan dan kepercayaan kami, adalah betul dan kami membuat ikrar ini dengan sebenarnya mempercayai bahawa ia adalah benar dan atas kehendak-kehendak Akta Akuan Berkanun 1960.

Sebenar dan sesungguhnya diakui oleh penama di atas:)

DATUK NOZIRAH BINTI BAHARI
(No. K/P: 551228-09-5044)

dan

DATUK ADINAN BIN MANING
(No. K/P: 570710-10-5777)

di Kuala Lumpur Wilayah Persekutuan
Tarikh: 11 Mac 2010

) Di hadapan saya,



No: 86, Tingkat Bawah
Jalan Putra
50350 KUALA LUMPUR



LAPORAN PARA PENGARAH

BAGI TAHUN BERAKHIR 31 DISEMBER 2009

Para Pengarah dengan sukacitanya membentangkan laporan mereka serta penyata kewangan Kumpulan dan Bank yang telah diaudit bagi tahun kewangan berakhir 31 Disember 2009.

AKTIVITI UTAMA

Aktiviti utama Bank adalah menjalankan fungsi-fungsi sebagai sebuah bank simpanan iaitu menerima deposit dan memberi pinjaman kepada pelanggan-pelanggan termasuk operasi perbankan Islam.

Aktiviti utama bagi anak-anak syarikat adalah seperti yang dinyatakan dalam Nota 12.

Tiada perubahan penting dalam aktiviti utama sepanjang tahun kewangan.

KEPUTUSAN KEWANGAN

	KUMPULAN RM'000	BANK RM'000
Keuntungan sebelum belanja cukai dan zakat	479,435	467,050
Belanja cukai dan zakat	(118,986)	(120,494)
Keuntungan bersih tahun semasa	360,449	346,556

RIZAB DAN PERUNTUKAN

Tiada pindahan penting kepada atau daripada rizab atau peruntukan sepanjang tahun kewangan ini selain daripada yang dinyatakan di dalam penyata kewangan.

PARA PENGARAH BANK

Para Pengarah yang telah berkhidmat sejak tarikh terakhir laporan adalah:

Dato' Seri Abdul Azim Bin Mohd Zabidi (berhenti pada 30hb Jun 2009)
Datuk Nozirah Binti Bahari
Dato' Dr. Halim Bin Man (berhenti pada 14hb Januari 2010)
Dato' Mohd Ali Bin Abd Samad
Dato' Ng Kam Cheung
Dato' V. Danapalan
Tuan Hj. Ghazali Bin Awang
Datuk Adinan Bin Maning
Datuk Dr. A. Manaf Bin Hussin (*silihganti kepada Datuk Nozirah Binti Bahari*)

Kesemua ahli Lembaga adalah Pengarah Bukan-Eksekutif kecuali Datuk Adinan Bin Maning. Kesemua ahli Lembaga adalah dilantik oleh Kementerian Kewangan Malaysia.

FAEDAH PENGARAH

Sejak akhir tahun kewangan yang lalu, tiada Pengarah Bank telah menerima atau layak menerima sebarang manfaat (selain dari manfaat yang termasuk dalam jumlah ganjaran diterima atau terkumpul seperti yang ditunjukkan dalam penyata kewangan atau pendapatan tetap sebagai pekerja sepenuh masa perbadanan induk) di bawah perjanjian yang dibuat oleh Bank atau perbadanan berkait dengan sebarang Pengarah atau dengan sebuah firma di mana Pengarah tersebut adalah seorang ahli atau dengan sebuah syarikat di mana Pengarah mempunyai kepentingan kewangan yang nyata.

Tiada sebarang persetujuan yang telah dibuat di sepanjang atau di akhir tahun kewangan yang mempunyai matlamat membolehkan Para Pengarah Bank mendapat manfaat daripada pembelian saham dalam Bank atau sebarang perbadanan-perbadanan yang lain.

MAKLUMAT BERKANUN YANG LAIN

Sebelum lembaran imbangan dan penyata pendapatan Kumpulan dan Bank disediakan, Para Pengarah telah mengambil langkah-langkah sewajarnya ke atas perkara-perkara berikut:

- i) semua hutang lapuk yang diketahui telah dihapuskira dan peruntukan secukupnya telah dibuat terhadap hutang ragu; dan
- ii) semua aset semasa yang tidak mungkin direalisasikan melalui urusan perniagaan biasa pada nilainya seperti yang ditunjukkan di dalam rekod perakaunan Kumpulan dan Bank telah dikurangkan nilainya kepada amaun yang disyorkan boleh direalisasikan.

Sepanjang pengetahuan Para Pengarah, pada tarikh laporan ini, tidak wujud sebarang keadaan yang boleh mengakibatkan perkara-perkara berikut:

- i) yang menyebabkan jumlah hutang lapuk yang dihapuskira atau jumlah peruntukan hutang ragu Kumpulan dan Bank tidak mencukupi dengan jumlah yang ketara; atau
- ii) yang menyebabkan nilai aset semasa Kumpulan dan Bank dalam penyata kewangan mengelirukan, atau
- iii) yang timbul sehingga cara menilai aset dan liabiliti sedia ada Kumpulan dan Bank mengelirukan atau tidak sesuai, atau
- iv) yang sebaliknya tidak dilaporkan dalam laporan ini atau akaun, yang menyebabkan sebarang jumlah dinyatakan dalam laporan kewangan ini Kumpulan dan Bank mengelirukan.

Pada tarikh laporan ini, tidak wujud:

- i) sebarang cagaran ke atas aset Kumpulan dan Bank untuk menjamin liabiliti pihak lain selepas berakhirnya tahun kewangan; dan
- ii) sebarang liabiliti luar jangka bagi Kumpulan dan Bank selepas berakhirnya tahun kewangan.

Tiada liabiliti luar jangka atau liabiliti lain daripada mana-mana syarikat dalam Kumpulan boleh dikuatkuasakan atau mungkin boleh dikuatkuasakan dalam tempoh dua belas bulan selepas berakhirnya tahun kewangan yang pada pendapat Para Pengarah, akan atau boleh menjejaskan dengan ketara keupayaan Kumpulan dan Bank untuk memenuhi tanggungan kewajipan mereka apabila tiba masanya kelak.



LAPORAN PARA PENGARAH

BAGI TAHUN BERAKHIR 31 DISEMBER 2009

MAKLUMAT BERKANUN YANG LAIN (Sambungan)

Pada pendapat Para Pengarah, perolehan operasi Kumpulan dan Bank bagi tahun kewangan berakhir 31 Disember 2009 tidak terjejas secara ketara oleh sebarang perkara, urusan atau peristiwa penting dan luarbiasa dan tiada sebarang perkara, urusan atau peristiwa penting dan luarbiasa berlaku dalam tempoh di antara akhir tahun kewangan dan tarikh laporan ini.

Ditandatangani bagi pihak Lembaga mengikut resolusi Para Pengarah.

DATUK NOZIRAH BINTI BAHARI
TIMBALAN PENERUSI

DATUK ADINAN BIN MANING
AHLI LEMBAGA PENGARAH

Tarikh: 11 Mac 2010



LEMBARAN IMBANGAN

PADA 31 DISEMBER 2009

	NOTA	KUMPULAN		BANK	
		2009 RM'000	2008 RM'000	2009 RM'000	2008 RM'000
ASET					
Wang tunai dan dana jangka pendek	4	1,393,195	1,253,817	1,374,634	1,232,244
Deposit dan peletakan dengan bank dan institusi kewangan lain	5	45,000	125,000	45,000	125,000
Sekuriti dipegang untuk dagangan	6	–	17,366	–	17,366
Sekuriti tersedia untuk jualan	7	1,129,001	749,188	1,129,001	749,188
Sekuriti dipegang hingga matang	8	6,383,573	6,302,129	6,311,943	6,235,735
Pinjaman, pendahuluan dan pembiayaan	9	9,220,040	7,804,191	9,220,040	7,804,191
Aset-aset lain	11	187,826	115,218	153,281	87,044
Cukai boleh pulih	22	14,431	14,388	14,171	14,171
Pelaburan dalam anak-anak syarikat	12	–	–	32,000	32,000
Pelaburan dalam syarikat bersekutu	13	14,224	11,870	609	609
Hartanah, loji dan kelengkapan	14	270,033	256,197	260,610	247,787
Pajakan prabayar	15	85,524	85,553	84,492	85,553
Hartanah pelaburan	16	23,828	24,554	23,828	24,554
Aset cukai tertunda	23	91,152	73,010	87,998	73,028
Aset dana takaful am dan takaful keluarga	42	269,653	140,985	–	–
Jumlah Aset		19,127,480	16,973,466	18,737,607	16,728,470
LIABILITI DAN EKUITI					
Deposit daripada pelanggan	17	16,179,633	14,910,024	16,185,876	14,910,113
Deposit dan peletakan oleh bank dan institusi kewangan lain	18	805,078	493,634	805,078	507,859
Pendapatan tertunda	19	68,920	69,900	68,920	69,900
Pinjaman daripada institusi	20	12,622	–	12,622	–
Liabiliti-liabiliti lain	21	604,618	564,787	557,149	510,054
Peruntukan untuk cukai dan zakat	22	45,108	27,184	43,598	27,184
Liabiliti dana takaful am dan takaful keluarga	42	58,918	44,973	–	–
Liabiliti dana pemegang polisi takaful am dan takaful keluarga	42	210,735	96,012	–	–
Jumlah Liabiliti		17,985,632	16,206,514	17,673,243	16,025,110
Jumlah rizab		1,077,114	710,495	1,064,364	703,360
Kepentingan minoriti		64,734	56,457	–	–
Jumlah Liabiliti dan Ekuiti		19,127,480	16,973,466	18,737,607	16,728,470
KOMITMEN DAN HAL LUAR JANGKA	36	318,404	405,413	318,404	405,413

Nota yang dilampirkan merupakan bahagian penting dalam penyata kewangan.



PENYATA PENDAPATAN

UNTUK TAHUN BERAKHIR 31 DISEMBER 2009

	NOTA	KUMPULAN		BANK	
		2009 RM'000	2008 RM'000	2009 RM'000	2008 RM'000
Hasil	24	1,399,440	1,174,912	1,208,896	1,040,688
Pendapatan faedah	25	596,004	583,050	592,847	580,314
Belanja faedah	26	(176,570)	(209,024)	(176,753)	(209,306)
Pendapatan faedah bersih		419,434	374,026	416,094	371,008
Pendapatan fi dan komisen	27	229,746	198,537	76,811	83,293
Pendapatan bersih daripada operasi perbankan Islam	41	324,997	168,282	324,997	168,282
Pendapatan operasi lain	28	69,926	35,762	35,474	19,518
Jumlah pendapatan bersih		1,044,103	776,607	853,376	642,101
Belanja personel	29	(302,767)	(254,079)	(291,145)	(244,573)
Overhed lain	30	(335,975)	(258,177)	(166,901)	(125,576)
Untung operasi sebelum peruntukan/ kerugian kejejasan		405,361	264,351	395,330	271,952
Peruntukan untuk kerugian ke atas pinjaman dan pembiayaan	32	67,434	(8,950)	67,434	(8,950)
Kejejasan dimasuk kira semula/(kerugian)	33	4,286	(30,730)	4,286	(30,000)
Untung operasi selepas peruntukan/kerugian kejejasan		477,081	224,671	467,050	233,002
Bahagian untung selepas cukai dan kepentingan minoriti bagi ekuiti dikira milik syarikat bersekutu		2,354	2,582	-	-
Untung sebelum cukai dan zakat		479,435	227,253	467,050	233,002
Zakat		(4,615)	(3,057)	(4,615)	(3,057)
Belanja cukai	34	(114,371)	(61,799)	(115,879)	(61,698)
Untung bersih untuk tahun		360,449	162,397	346,556	168,247
Tertahan dalam Bank		352,172	163,062	346,556	168,247
Untung/(Rugi) disebabkan Kepentingan Minoriti		8,277	(665)	-	-
Untung bersih untuk tahun		360,449	162,397	346,556	168,247

Nota yang dilampirkan merupakan bahagian penting dalam penyata kewangan.



PENYATA KEWANGAN DISATUKAN BAGI PERUBAHAN DALAM EKUITI

UNTUK TAHUN BERAKHIR 31 DISEMBER 2009

----- Tak boleh agih -----| Boleh agih

KUMPULAN	Rizab Am RM'000	Rizab Nilai Saksama RM'000	Rizab Modal * RM'000	Rizab Penilaian Semula RM'000		Perolehan Tertahan RM'000	Jumlah Rizab RM'000	Kepentingan Minoriti RM'000	Jumlah Ekuiti RM'000
Pada 1 Januari 2008	100,000	(10,082)	-	1,722	472,996	564,636	57,122	621,758	
Untung untuk tahun	-	-	-	-	163,062	163,062	(665)	162,397	
Penilaian semula hartanah, loji dan kelengkapan, selepas cukai	-	-	-	(132)	-	(132)	-	(132)	
Kerugian bersih diiktiraf secara langsung dalam ekuiti	-	(17,071)	-	-	-	(17,071)	-	(17,071)	
Jumlah pendapatan dan belanja teriktiraf untuk tahun	-	(17,071)	-	(132)	163,062	145,859	(665)	145,194	
Pindahan kepada rizab modal	-	-	84,124	-	(84,124)	-	-	-	
Pada 31 Disember 2008	100,000	(27,153)	84,124	1,590	551,934	710,495	56,457	766,952	
Pada 1 Januari 2009	100,000	(27,153)	84,124	1,590	551,934	710,495	56,457	766,952	
Untung untuk tahun	-	-	-	-	352,172	352,172	8,277	360,449	
Penilaian semula hartanah, loji dan kelengkapan, selepas cukai	-	-	-	(1,590)	-	(1,590)	-	(1,590)	
Kerugian bersih diiktiraf secara langsung dalam ekuiti	-	16,037	-	-	-	16,037	-	16,037	
Jumlah pendapatan dan belanja teriktiraf untuk tahun	-	16,037	-	(1,590)	352,172	366,619	8,277	374,896	
Pindahan kepada rizab modal	-	-	173,278	-	(173,278)	-	-	-	
Pada 31 Disember 2009	100,000	(11,116)	257,402	-	730,828	1,077,114	64,734	1,141,848	

* Rizab modal adalah selaras dengan keperluan Seksyen 39 Akta Institusi Kewangan Pembangunan 2002 dengan memindahkan 50% daripada keuntungan selepas cukai.

Nota yang dilampirkan merupakan bahagian penting dalam penyata kewangan.



PENYATA KEWANGAN DISATUKAN BAGI PERUBAHAN DALAM EKUITI

UNTUK TAHUN BERAKHIR 31 DISEMBER 2009 (SAMBUNGAN)

BANK	Nota	Tak boleh agih				Boleh agih		Jumlah Rizab RM'000
		Rizab Am RM'000	Rizab Nilai Saksama RM'000	Rizab Modal* RM'000	Rizab Penilaian Semula RM'000	Perolehan Tertahan RM'000		
Pada 1 Januari 2008		100,000	(10,082)	-	1,722	460,676	552,316	
Untung untuk tahun		-	-	-	-	168,247	168,247	
Penilaian semula hartanah, loji dan kelengkapan, selepas cukai		-	-	-	(132)	-	(132)	
Kerugian bersih diiktiraf secara langsung dalam ekuiti		-	(17,071)	-	-	-	(17,071)	
Jumlah pendapatan dan belanja teriktiraf untuk tahun		-	(17,071)	-	(132)	168,247	151,044	
Pindahan kepada rizab modal		-	-	84,124	-	(84,124)	-	
Pada 31 Disember 2008		100,000	(27,153)	84,124	1,590	544,800	703,360	
Pada 1 Januari 2009		100,000	(27,153)	84,124	1,590	544,800	703,360	
Untung untuk tahun		-	-	-	-	346,556	346,556	
Penilaian semula hartanah, loji dan kelengkapan, selepas cukai		-	-	-	(1,590)	-	(1,590)	
Laba bersih diiktiraf secara langsung dalam ekuiti		-	16,037	-	-	-	16,037	
Jumlah pendapatan dan belanja teriktiraf untuk tahun		-	16,037	-	(1,590)	346,556	361,003	
Pindahan kepada rizab modal		-	-	173,278	-	(173,278)	-	
Pada 31 Disember 2009		100,000	(11,116)	257,402	-	718,078	1,064,364	

*Rizab modal adalah selaras dengan keperluan Seksyen 39 Akta Institusi Kewangan Pembangunan 2002 dengan memindahkan 50% daripada keuntungan selepas cukai.

Nota yang dilampirkan merupakan bahagian penting dalam penyata kewangan.



PENYATA ALIRAN TUNAI

UNTUK TAHUN BERAKHIR 31 DISEMBER 2009

	KUMPULAN		BANK	
	2009 RM'000	2008 RM'000	2009 RM'000	2008 RM'000
ALIRAN TUNAI DARIPADA AKTIVITI OPERASI				
Untung sebelum cukai dan zakat dan kepentingan minoriti	479,435	227,253	467,050	233,002
Pelarasan untuk:				
Pelunasan premium bersih	(2,376)	(11,599)	(2,376)	(11,599)
Susut nilai	40,327	35,562	37,678	33,054
Kerugian (masuk semula)/kejejasan hartanah, loji dan kelengkapan	(4,286)	–	(4,286)	–
Hartanah, loji dan kelengkapan dihapus kira	6,607	77	6,607	54
Pelarasan hartanah, loji dan kelengkapan	209	–	209	–
Laba ke atas pelupusan hartanah, loji dan kelengkapan	(3,593)	(44)	(3,594)	(44)
Faedah tergantung bersih	16,071	17,096	16,071	17,096
Peruntukan untuk hutang lapuk dan ragu	136,416	110,970	136,416	110,970
Peruntukan dimasuk kira semula untuk hutang lapuk dan ragu	(65,913)	(62,436)	(65,913)	(62,436)
Peruntukan untuk hutang ragu bagi belum terima yang dimasukkan dalam aset-aset lain dimasuk kira semula	91	914	91	914
Hutang lapuk dihapus kira	12,033	7,412	12,033	7,412
Bahagian (keuntungan)/kerugian tertahan dalam syarikat bersekutu	(2,354)	(2,582)	–	–
Laba belum terealisasi ke atas penilaian semula sekuriti dipegang untuk dagangan	–	12,887	–	12,887
Laba bersih daripada pelupusan sekuriti pelaburan	(8,733)	(2,512)	(8,733)	(2,512)
Kerugian/(Keuntungan) daripada pembubaran anak syarikat	–	5	–	(6,674)
Pendapatan dividen	(5,813)	(9,584)	(5,813)	(9,583)
Baki dibawa ke hadapan	598,121	323,419	585,440	322,541

Nota yang dilampirkan merupakan bahagian penting dalam penyata kewangan.



PENYATA ALIRAN TUNAI

UNTUK TAHUN BERAKHIR 31 DISEMBER 2009

	KUMPULAN		BANK	
	2009	2008	2009	2008
ALIRAN TUNAI DARIPADA AKTIVITI OPERASI (Sambungan)				
Baki dibawa dari hadapan	598,121	323,419	585,440	322,541
Rizab penyamaan untung	31,361	39,595	31,361	39,595
Untung operasi sebelum perubahan modal kerja	629,482	363,014	616,801	362,136
Peningkatan/(Pengurangan) deposit dan peletakan dengan institusi kewangan	80,000	(55,319)	80,000	(55,319)
Peningkatan dalam pinjaman dan pendahuluan	(1,514,456)	(1,185,291)	(1,514,455)	(1,185,291)
Peningkatan/(Pengurangan) dalam aset-aset lain	(72,166)	(5,016)	(65,752)	5,407
Peningkatan dalam deposit daripada pelanggan	1,269,609	1,961,499	1,275,763	1,961,588
Peningkatan dalam deposit dan peletakan institusi kewangan	311,444	30,969	297,219	31,394
Peningkatan/(Pengurangan) dalam liabiliti-liabiliti lain	8,470	(10,636)	15,734	(18,590)
Aliran tunai daripada operasi	712,383	1,099,220	705,310	1,101,325
Cukai dibayar	(121,791)	(80,722)	(121,637)	(80,513)
Zakat dibayar	(2,757)	(1,200)	(2,757)	(1,200)
Tunai bersih daripada aktiviti operasi	587,835	1,017,298	580,916	1,019,612
ALIRAN TUNAI DARIPADA AKTIVITI PELABURAN				
Hasil daripada pelupusan hartanah, loji dan kelengkapan	4,247	2,347	4,238	44
Pelaburan dalam syarikat subsidiari dibubarkan	-	-	-	433,334
Amaun terhutang kepada anak syarikat dibubarkan	-	-	-	(440,000)
Pembelian hartanah, loji dan kelengkapan	(58,182)	(55,632)	(53,478)	(46,874)
Bayaran pinjaman daripada institusi	-	(300,000)	-	(300,000)
Pembelian bersih sekuriti pelaburan	(2,956,499)	(6,174,775)	(2,954,099)	(6,174,774)
Dividen diterima	5,237	7,092	5,237	7,501
Hasil daripada pelupusan sekuriti pelaburan	2,545,098	5,543,020	2,547,934	5,541,976
Tunai bersih digunakan dalam aktiviti pelaburan	(460,099)	(977,948)	(450,168)	(978,793)

Nota yang dilampirkan merupakan bahagian penting dalam penyata kewangan.

	KUMPULAN		BANK	
	2009 RM'000	2008 RM'000	2009 RM'000	2008 RM'000
ALIRAN TUNAI DARIPADA AKTIVITI PEMBIAYAAN				
Penerimaan pinjaman daripada institusi kewangan	12,622	–	12,622	–
Penggunaan geran pembangunan Kerajaan	(980)	–	(980)	–
Geran pembangunan diterima daripada Kerajaan	–	69,900	–	69,900
Tunai bersih daripada aktiviti pembiayaan	11,642	69,900	11,642	69,900
PENINGKATAN BERSIH DALAM TUNAI DAN KESETARAAN TUNAI	139,378	109,250	142,390	110,719
TUNAI DAN KESETARAAN TUNAI PADA 1 JANUARI	1,253,817	1,144,567	1,232,244	1,121,525
TUNAI DAN KESETARAAN TUNAI PADA 31 DISEMBER	1,393,195	1,253,817	1,374,634	1,232,244
TUNAI DAN KESETARAAN TUNAI MEWAKILI:				
Wang tunai dan dana jangka pendek (Nota 4)	1,393,195	1,253,817	1,374,634	1,232,244

Nota yang dilampirkan merupakan bahagian penting dalam penyata kewangan.



NOTA KEPADA PENYATA KEWANGAN

31 DISEMBER 2009

MAKLUMAT AM

Bank Simpanan Nasional ditubuhkan di bawah Akta Bank Simpanan Nasional 1974 dan ditubuhkan di Malaysia. Alamat pejabat berdaftar dan lokasi Utama perniagaan adalah seperti berikut:

Wisma BSN,
117, Jalan Ampang,
50450 Kuala Lumpur.

Penyata kewangan disatukan setakat dan untuk tahun berakhir 31 Disember 2009 terdiri daripada Bank dan anak-anak syarikatnya (bersama dirujuk sebagai Kumpulan) dan kepentingan Kumpulan dalam syarikat bersekutu. Penyata kewangan Bank pada dan bagi tahun kewangan berakhir 31 Disember 2009 tidak termasuk entiti-entiti lain.

Aktiviti utama Bank adalah menjalankan fungsi-fungsi sebagai sebuah bank simpanan iaitu menerima deposit dan memberi pinjaman kepada pelanggan termasuk operasi perbankan Islam.

Aktiviti utama bagi anak-anak syarikat adalah seperti yang dinyatakan dalam Nota 12.

Penyata kewangan ini diluluskan untuk terbitan oleh Lembaga Pengarah pada 11 Mac 2010.

1. PENGURUSAN RISIKO KEWANGAN

Dasar pengurusan risiko utama Kumpulan bertujuan untuk melindungi modal dan meningkatkan keseluruhan keuntungan daripada sebarang kesan buruk sekiranya berlaku kerugian yang tidak dapat dielakkan daripada mana-mana komponen perniagaan Kumpulan melalui pengurusan risiko Kumpulan yang berkesan. Sehingga tahun ini, struktur pemantauan pengurusan risiko Bank dipertingkat, apabila Jawatankuasa Lembaga Pengurusan Risiko telah ditubuhkan dan Jabatan Pengurusan Risiko Bank melaporkan secara langsung kepada Jawatankuasa. Ahli Jawatankuasa terdiri daripada pengarah bebas dan pengarah bukan eksekutif.

(a) Risiko kadar faedah

Risiko kadar faedah merujuk kemudahubahan pendapatan faedah bersih akibat perubahan dalam paras kadar faedah dan peralihan dalam komposisi aset dan liabiliti. Risiko kadar faedah diurus melalui analisis jurang kepekaan kadar faedah. Objektif pengurusan risiko kadar faedah adalah untuk memastikan Kumpulan memaksimumkan pulangan melalui keputusan strategik yang dibuat dengan pendedahan risiko kadar faedah yang berpatutan.

(b) Risiko kredit

Risiko kredit ialah potensi kehilangan hasil dan kerugian prinsipal dalam bentuk peruntukan khusus akibat mungkir pinjaman separa atau sepenuhnya oleh peminjam. Kumpulan mengurus risiko kreditnya melalui penilaian kredit yang betul, analisis kolateral dan pembayaran balik dan pengasingan pihak berkuasa melulus. Objektif pengurusan risiko kredit adalah untuk memastikan bahawa aktiviti kredit dijalankan dengan cara yang betul bagi meminimumkan pendedahan risiko.

(c) Risiko kecairan

Risiko kecairan berkaitan dengan aktiviti untuk mengekalkan aset cair yang mencukupi untuk memenuhi komitmen dan kewajipan kewangannya apabila telah tamat tempohnya, dengan cara yang berkesan dari segi kos.

Adalah menjadi dasar Kumpulan untuk mengekalkan kecairan yang mencukupi untuk membiayai operasi harian dan untuk memenuhi kewajipannya kepada penyimpan dan peminjam. Risiko kecairan dikawal melalui analisis jurang kecairan.

1. PENGURUSAN RISIKO KEWANGAN (Sambungan)

(d) Risiko operasi

Risiko operasi ialah risiko kerugian langsung dan tidak langsung akibat kekurangan atau kegagalan proses dalaman, manusia dan sistem.

Kumpulan telah membentuk dasar dan prosedur yang bersesuaian dengan objektif untuk meminimumkan kerugian akibat risiko operasi.

(e) Risiko pasaran

Risiko pasaran ialah risiko berkaitan dengan turun naik nilai pelaburan pendapatan tetap dan ekuiti akibat perubahan dalam harga pasaran. Dalam kes pelaburan pendapatan tetap, perubahan sedemikian disebabkan oleh perubahan kadar faedah atau pengadaran. Bagi pelaburan ekuiti, perubahan sedemikian disebabkan oleh faktor yang khusus kepada satu-satu syarikat atau faktor yang mempengaruhi saham yang didagangkan di pasaran.

2. ASAS PENYEDIAAN PENYATA KEWANGAN

(a) Penyata pematuhan

Penyata kewangan Kumpulan dan Bank telah disediakan menurut Piawaian Pelaporan Kewangan (FRS) seperti yang diubahsuaikan oleh Bank Negara Malaysia, prinsip perakaunan yang secara umumnya diterima di Malaysia, Akta Bank Simpanan Nasional 1974, Akta Institusi Kewangan Pembangunan 2002, Pekeliling Perbendaharaan, Akta Takaful 1984 dan keperluan Syariah, jika berkaitan.

Berikut adalah piawaian perakaunan, pindaan-pindaan dan Interpretasi Isu-isu Jawatankuasa (IC) yang telah dikeluarkan oleh Lembaga Piawaian Perakaunan Malaysia (LPPM) tetapi masih belum digunapakai oleh Kumpulan dan Bank kerana ianya masih belum berkuatkuasa:

FRS, interpretasi dan pindaan yang berkuatkuasa bagi tempoh tahunan bermula pada dan selepas 1 Julai 2009.

FRS 8	Segmen operasi
-------	----------------

FRS, interpretasi dan pindaan yang berkuatkuasa bagi tempoh tahunan bermula pada dan selepas 1 Januari 2010.

Pindaan kepada FRS 1	Penerimaan pakai kali pertama piawai pelaporan kewangan
Pindaan kepada FRS 127	Penyata kewangan yang disatukan dan berasingan: Kos pelaburan dalam subsidiari, entiti kawalan bersama atau bersekutu
Pindaan kepada FRS 2	Pembayaran berasaskan saham: Syarat-syarat dan pembatalan letak hak
FRS 4	Kontrak insurans
FRS 7	Instrumen kewangan: Pendedahan
Pindaan kepada FRS 7	Instrumen kewangan: Pendedahan
FRS 101	Pendedahan penyata kewangan
FRS 123	Kos pinjaman
FRS 139	Instrumen kewangan: Pengiktirafan dan pengukuran
Pindaan kepada FRS 139	Instrumen kewangan: Pengiktirafan dan pengukuran
Peningkatan kepada FRS (2009)	



NOTA KEPADA PENYATA KEWANGAN

31 DISEMBER 2009

2. ASAS PENYEDIAAN PENYATA KEWANGAN (Sambungan)

(a) Penyata pematuhan (Sambungan)

FRS, interpretasi dan pindaan yang berkuatkuasa bagi tempoh tahunan bermula pada dan selepas 1 Januari 2010. (Sambungan)

Interpretasi IC 9	Penilaian semula derivatif terbenam
Interpretasi IC 10	Pelaporan kewangan interim dan pengurangan nilai
Interpretasi IC 11, FRS 2	Urus niaga saham Kumpulan dan Perbendaharaan
Interpretasi IC 13	Program kesetiaan pelanggan
Interpretasi IC 14, FRS 119	Had ke atas aset faedah tertentu, keperluan pembiayaan minimum dan interaksi mereka

FRS, interpretasi dan pindaan yang berkuatkuasa bagi tempoh tahunan bermula pada dan selepas 1 Julai 2010.

FRS 1	Adaptasi permulaan kepada piawaian pelaporan kewangan (pindaan)
Pindaan kepada FRS 2	Bayaran berasaskan-saham
FRS 3	Pengabungan perniagaan (pindaan)
Pindaan kepada FRS 5	Aset bukan semasa yang dipegang untuk jualan dan pemberhentian operasi
FRS 127	Penyatuan dan pemisahan penyata kewangan (pindaan)
Pindaan kepada FRS 138	Aset tidak nyata
Pindaan kepada Interpretasi IC 9	Anggaran semula derivatif terbenam
Interpretasi IC 12	Perjanjian perkhidmatan konsesi
Interpretasi IC 15	Perjanjian untuk pembinaan harta tanah
Interpretasi IC 16	Lindung nilai ke atas
Interpretasi IC 17	Pengagihan aset bukan tunai kepada pemilik

Kumpulan dan Bank merancang untuk mengguna pakai FRS, interpretasi dan pindaan yang disebutkan di atas:

- i) bermula daripada tempoh tahunan 1 Januari 2010 bagi piawaian, pindaan dan interpretasi yang berkuatkuasa untuk tempoh tahunan bermula pada dan selepas 1 Julai 2009 atau 1 Januari 2010, kecuali FRS 8, Interpretasi IC 13, Interpretasi IC 14 dan FRS 123 yang tidak relevan dengan Kumpulan dan Bank; dan
- ii) bermula daripada tempoh tahunan 1 Januari 2011 bagi piawaian, pindaan dan interpretasi yang berkuatkuasa untuk tempoh tahunan bermula pada dan selepas 1 Julai 2010, kecuali Pindaan FRS 2 yang tidak berkaitan dengan Kumpulan dan Bank.

FRS 8, Interpretasi IC 13, Interpretasi IC 14, FRS 123 dan FRS 2 dan semua Interpretasi IC yang tidak berkaitan, adalah tidak relevan dengan Kumpulan dan Bank. Oleh itu, pendedahan lanjut tidak diperlukan.

Keperluan baru di atas penguatkuasaan piawaian, pindaan atau interpretasi yang akan digunapakai bagi tempoh-tempoh tahunan bermula pada atau selepas 1 Januari 2010, dijangka tidak mempunyai kesan kewangan yang besar pada tahun kewangan semasa atau tahun sebelumnya semasa tarikh berkuatkuasa keatas penyata kewangan Kumpulan dan Bank.

Kesan mengguna pakai FRS 7, FRS 139, FRS 4 dan IC 12 (jika berkaitan) kali pertama kepada penyata kewangan, seperti yang ditetapkan oleh perenggan 30(b) FRS 108, Dasar perakaunan, perubahan dalam anggaran perakaunan dan ralat, tidak didedahkan oleh sebab pengecualian yang diberi dalam FRS masing-masing. Penggunaan awal pindaan dan tafsiran di atas dijangka tidak akan memberi sebarang kesan ketara kepada penyata kewangan Kumpulan dan Bank.

2. ASAS PENYEDIAAN PENYATA KEWANGAN (Sambungan)

(b) Asas ukuran

Penyata kewangan telah disediakan berdasarkan asas kos sejarah melainkan bagi aset seperti dijelaskan dalam nota dasar perakaunan mereka:

- Sekuriti dipegang untuk dagangan
- Sekuriti tersedia untuk jualan

(c) Mata wang fungsian dan dipersembahkan

Penyata kewangan ini dinyatakan dalam Ringgit Malaysia (RM), iaitu fungsi mata wang Bank. Semua maklumat kewangan dipersembahkan dalam RM telah dibundarkan ke nilai ribu terdekat, kecuali dinyatakan sebaliknya.

(d) Penggunaan anggaran dan pertimbangan

Penyediaan penyata kewangan memerlukan pihak pengurusan membuat pertimbangan, anggaran dan andaian yang mempengaruhi penggunaan dasar perakaunan dan amaun aset, liabiliti, pendapatan dan perbelanjaan. Keputusan sebenar kemungkinan berbeza daripada anggaran.

Anggaran dan andaian yang mendasarinya dikaji semula secara berterusan. Semakan anggaran perakaunan diiktiraf dalam tempoh anggaran itu disemak semula dan dalam mana-mana tempoh masa hadapan yang terlibat.

Terutamanya, maklumat tentang bahagian penting penganggaran, ketidakpastian dan pertimbangan kritikal dalam penggunaan dasar perakaunan yang mempunyai kesan paling ketara ke atas amaun diiktiraf dalam penyata kewangan yang diterangkan dalam nota berikut:

- Nota 3(f)-peruntukan untuk hutang lapuk dan ragu

3. DASAR PERAKAUNAN PENTING

Dasar perakaunan yang dinyatakan di bawah telah diguna secara konsisten untuk semua tempoh yang dibentangkan dalam penyata kewangan ini, dan telah diguna secara konsisten oleh entiti Kumpulan, kecuali dinyatakan sebaliknya.

(a) Asas penyatuan

(i) *Anak-anak syarikat*

Anak-anak syarikat adalah entiti, termasuk entiti yang tidak diperbadankan yang dikawal oleh Kumpulan. Kawalan wujud apabila Kumpulan mempunyai kuasa untuk mentadbir dasar kewangan dan operasi sesebuah entiti agar mendapat manfaat daripada aktivitinya. Dalam menilai kawalan, potensi hak mengundi yang ketika ini boleh dilaksanakan diambil kira.

Penyata kewangan anak-anak syarikat dimasukkan dalam penyata kewangan disatukan dari tarikh kawalan tersebut bermula, sehingga ke tarikh kawalan tersebut terhenti.

Pelaburan dalam anak-anak syarikat dinyatakan dalam lembaran imbangan Bank pada kos tolak kerugian kejelasan, melainkan pelaburan tersebut diklasifikasikan sebagai dipegang untuk jualan (atau dimasukkan dalam kumpulan pelupusan yang diklasifikasikan sebagai dipegang untuk jualan).



NOTA KEPADA PENYATA KEWANGAN

31 DISEMBER 2009

3. DASAR PERAKAUNAN PENTING (Sambungan)

(a) Asas penyatuan (Sambungan)

(i) Anak-anak syarikat (Sambungan)

Kepentingan minoriti pada tarikh lembaran imbangan yang merupakan bahagian aset bersih anak-anak syarikat yang dianggap sebagai sebahagian daripada kepentingan ekuiti yang tidak dimiliki oleh Bank, sama ada secara langsung atau tidak langsung melalui anak-anak syarikat, dibentangkan dalam lembaran imbangan disatukan dan penyata perubahan ekuiti dalam ekuiti, berasingan daripada ekuiti disebabkan oleh pemegang saham ekuiti Bank.

Kepentingan minoriti dalam keputusan Kumpulan dibentangkan pada muka penyata pendapatan disatukan sebagai pengurangan jumlah keuntungan atau kerugian untuk tahun itu antara kepentingan minoriti dengan pemegang saham ekuiti Bank.

Jika kerugian berkaitan dengan minoriti melebihi kepentingan minoriti dalam ekuiti anak-anak syarikat, amaun berlebihan itu, dan sebarang kerugian selanjutnya berkaitan dengan minoriti, akan dicaj berdasarkan kepentingan Kumpulan kecuali setakat minoriti tersebut mempunyai kewajiban terikat untuk, dan berupaya untuk, membuat pelaburan tambahan bagi menutupi kerugian itu.

Jika anak-anak syarikat itu seterusnya melaporkan keuntungan, maka kepentingan Kumpulan diperuntukkan kesemua untung sedemikian sehingga bahagian kerugian minoriti yang sebelumnya diserap oleh Kumpulan telah dipulihkan.

(ii) Sekutu

Sekutu adalah entiti, termasuk entiti tidak diperbadankan, di mana Kumpulan mempunyai pengaruh besar tetapi bukan kawalan, ke atas dasar kewangan dan operasi.

Sekutu diambil kira dalam penyata kewangan disatukan menggunakan kaedah ekuiti melainkan ia diklasifikasikan sebagai dipegang untuk jualan (atau dimasukkan dalam kumpulan pelupusan yang diklasifikasikan sebagai dipegang untuk jualan). Penyata kewangan disatukan termasuk bahagian Kumpulan dalam pendapatan dan belanja bagi ekuiti dikira milik syarikat bersekutu, selepas pelarasan untuk menyelaraskan dasar perakaunan dengan yang digunakan oleh Kumpulan, dari tarikh pengaruh ketara tersebut bermula sehingga ke tarikh pengaruh ketara tersebut berakhir.

Apabila bahagian kerugian Kumpulan melebihi kepentingannya dalam ekuiti dikira milik syarikat bersekutu, amaun dibawa bagi kepentingan tersebut (termasuk sebarang pelaburan jangka panjang) dikurangkan ke kosong dan pengiktirafan kerugian seterusnya dihentikan kecuali setakat yang Kumpulan mempunyai kewajiban atau telah membuat bayaran bagi pihak penerima pelaburan.

Pelaburan dalam sekutu dinyatakan dalam lembaran imbangan Bank pada kos tolak kerugian kejelasan, melainkan pelaburan tersebut diklasifikasikan sebagai dipegang untuk jualan (atau dimasukkan dalam kumpulan pelupusan yang diklasifikasikan sebagai dipegang untuk jualan).

(iii) Urus niaga ditamatkan apabila disatukan

Baki dalam kumpulan dan sebarang pendapatan dan belanja belum direalisasikan yang timbul daripada urus niaga dalam kumpulan, ditamatkan semasa menyediakan penyata kewangan disatukan.

Keuntungan belum terealisasi yang timbul akibat urus niaga dengan pihak penerima pelaburan yang ekuitinya dikira disingkirkan daripada pelaburan tersebut setakat kepentingan Kumpulan dalam pihak penerima pelaburan. Kerugian belum terealisasi disingkirkan dengan cara yang sama dengan laba belum terealisasi tetapi hanya setakat yang tidak terdapat bukti kejelasan.

3. DASAR PERAKAUNAN PENTING (Sambungan)

(b) **Urus niaga mata wang asing**

Urus niaga dalam mata wang asing diterjemahkan kepada mata wang fungsian mengikut entiti Kumpulan masing-masing pada kadar pertukaran pada tarikh urus niaga.

Aset dan liabiliti monetari dalam mata wang asing pada tarikh lembaran imbangan ditukarkan semula kepada mata wang fungsian pada kadar pertukaran pada tarikh tersebut. Aset dan liabiliti bukan monetari dalam mata wang asing yang diukur pada nilai saksama ditukarkan semula kepada mata wang fungsian pada kadar pertukaran pada tarikh nilai saksama itu ditentukan. Perbezaan mata wang asing disebabkan oleh pertukaran semula ini diiktiraf dalam penyata pendapatan.

(c) **Wang tunai dan kesamaan tunai**

Wang tunai dan kesamaan tunai termasuk wang tunai, baki bank dan deposit di bank-bank dan institusi kewangan lain.

(d) **Sekuriti**

Pelaburan dalam sekuriti Kumpulan dan Bank diklasifikasikan menurut kategori berikut, bergantung pada tujuan sekuriti tersebut diperolehi.

(i) ***Sekuriti dipegang untuk dagangan***

Sekuriti diklasifikasikan sebagai dipegang untuk dagangan sekiranya aset kewangan ini diperolehi terutamanya untuk tujuan mendapat manfaat daripada pergerakan harga jangka pendek sebenar atau jangkaan, atau untuk mengunci untung arbitraj. Sekuriti dipegang untuk dagangan dinyatakan pada nilai saksama dan sebarang laba atau kerugian yang timbul akibat perubahan dalam nilai saksamanya, dan penyahiktirafan sekuriti dipegang untuk dagangan diiktiraf dalam penyata pendapatan. Nilai saksama sekuriti disebutbarga diperolehi daripada harga bida pasaran.

(ii) ***Sekuriti dipegang hingga matang***

Sekuriti dipegang hingga matang adalah aset kewangan yang mempunyai bayaran tetap atau boleh ditentukan dan dengan kematangan tetap yang Kumpulan dan Bank mempunyai tujuan positif dan berupaya untuk memegangnya hingga matang. Saham yang tidak disebutbarga dalam organisasi yang ditubuhkan untuk tujuan sosioekonomi dan instrumen ekuiti yang diterima hasil penstrukturan semula pinjaman atau pertukaran pinjaman yang tidak mempunyai harga pasaran sebutan dalam pasaran aktif dan yang nilai saksamanya tidak boleh diukur dengan pasti, juga diklasifikasikan sebagai sekuriti dipegang hingga matang.

Sekuriti dipegang hingga matang diukur pada kos ditambah/dilunaskan berdasarkan kaedah kadar hasil efektif, ditolak pengurangan nilai, sekiranya ada. Pelunasan premium, pertambahan diskaun dan kerugian pengurangan nilai kerugian serta laba atau kerugian yang timbul akibat penyahiktirafan sekuriti dipegang hingga matang, diiktiraf dalam penyata pendapatan.

Sebarang jualan pengelasan semula sejumlah besar sekuriti dipegang hingga matang yang jauh dari kematangannya akan mengakibatkan pengelasan semula semua sekuriti dipegang hingga matang kepada sekuriti tersedia untuk jualan dan menghalang Kumpulan dan Bank daripada mengklasifikasikan sekuriti daripada kelas yang sama sebagai sekuriti dipegang hingga matang untuk tahun kewangan semasa dan dua tahun berikutnya.

(iii) ***Sekuriti tersedia untuk jualan***

Sekuriti tersedia untuk jualan adalah aset kewangan yang tidak diklasifikasikan sebagai dipegang untuk dagangan atau dipegang hingga matang. Sekuriti tersedia untuk jualan diukur pada nilai saksama atau pada kos (tolak kerugian pengurangan nilai) jika nilai saksama tidak boleh diukur dengan pasti. Sebarang laba atau kerugian akibat perubahan dalam nilai saksama diiktiraf secara langsung dalam ekuiti melalui penyata perubahan dalam ekuiti, sehingga aset kewangan itu dijual, dipungut, dilupuskan atau dikurangkan nilai, yang pada masa itu, laba atau kerugian kumulatif yang dahulunya diiktiraf dalam ekuiti akan dipindahkan ke penyata pendapatan.



NOTA KEPADA PENYATA KEWANGAN

31 DISEMBER 2009

3. DASAR PERAKAUNAN PENTING (Sambungan)

(e) Pinjaman, pendahuluan dan pembiayaan

Pinjaman, pendahuluan dan pembiayaan dinyatakan pada kos tolak sebarang peruntukan untuk hutang dan pembiayaan lapuk dan ragu.

(f) Peruntukan untuk hutang lapuk dan ragu

Peruntukan khas diwujudkan bagi pinjaman dan pembiayaan tak berbayar yang telah dikaji semula secara berasingan dan dikenal pasti secara khusus sebagai subpiawai, ragu atau lapuk.

Peruntukan am berdasarkan peratus daripada portfolio pinjaman dan pembiayaan juga disediakan untuk menutup kemungkinan kerugian yang tidak dikenal pasti secara khusus.

Pinjaman dan pembiayaan atau sebahagian pinjaman dan pembiayaan tak boleh pungut yang diklasifikasikan sebagai lapuk akan dihapus kira selepas mengambil kira nilai boleh realisasi cagaran, jika ada, apabila dalam pertimbangan pengurusan, tidak mempunyai prospek untuk pemulihan.

(g) Aset-aset lain

Aset-aset lain yang belum terima pada awalnya diiktiraf pada kosnya apabila hak berkontrak untuk menerima wang tunai atau aset kewangan lain daripada entiti lain ditentukan.

Lanjutan kepada pengiktirafan awal, aset-aset lain yang belum terima dinyatakan pada kos tolak peruntukan untuk hutang ragu.

Aset-aset lain yang belum diterima tidak dipegang untuk tujuan dagangan.

Hutang lapuk yang diketahui untuk perniagaan Takaful dihapus kira dan peruntukan khusus dibuat untuk sebarang premium belum jelas atau baki insurans semula yang masih belum berbayar lebih daripada 6 bulan dari tarikh ia menjadi belum terima, dan untuk semua hutang yang dianggap ragu.

(h) Hartanah, loji dan kelengkapan

(i) Pengiktirafan dan ukuran

Butiran hartanah, loji dan kelengkapan dinyatakan pada kos tolak susut nilai terkumpul dan kerugian kejejasan.

Kos termasuk perbelanjaan yang secara langsung disebabkan oleh pemerolehan aset tersebut. Kos aset yang dibina sendiri termasuk kos bahan dan pekerja langsung, sebarang kos lain yang secara langsung digunakan agar aset dapat berfungsi untuk tujuan penggunaannya, dan kos untuk membuka dan menanggalkan peralatan ini dan memulihkan tapak di mana hartanah, loji dan kelengkapan ditempatkan. Perisian yang dibeli yang merupakan perkara penting supaya kelengkapan berkaitan dapat berfungsi dipermodalkan sebagai sebahagian daripada kelengkapan tersebut.

Kos hartanah, loji dan kelengkapan yang diiktiraf hasil daripada gabungan perniagaan adalah berdasarkan nilai saksama pada tarikh pemerolehan. Nilai saksama harta ialah anggaran amaun untuk sesuatu harta boleh diniagakan pada tarikh penilaian, antara seorang pembeli bersedia dengan seorang penjual bersedia dalam satu urusan niaga tulus setelah pemasaran yang betul dilakukan apabila setiap pihak telah bertindak secara bijak, berhemat dan tanpa paksaan. Nilai saksama bagi butiran lain berkenaan dengan loji dan kelengkapan adalah berdasarkan harga pasaran sebutan untuk butiran serupa.

3. DASAR PERAKAUNAN PENTING (Sambungan)

(h) Hartanah, loji dan kelengkapan (Sambungan)

(i) Pengiktirafan dan ukuran (Sambungan)

Bagi hartanah, loji dan kelengkapan yang telah disusutnilai sepenuhnya mengikut jangka hayatnya dan hartanah, loji dan kelengkapan berkenaan masih diperolehi manfaat ekonominya adalah dinilai berdasarkan nilai saksama pada tarikh pelaporan tahunan.

Apabila bahagian penting sesuatu hartanah, loji dan kelengkapan mempunyai jangka hayat yang berbeza, ia diambil kira sebagai butiran berasingan (komponen utama) hartanah, loji dan kelengkapan.

(ii) Pengelasan semula ke hartanah pelaburan

Apabila kegunaan sesebuah harta berubah daripada huni sendiri kepada hartanah pelaburan, harta tersebut diukur pada kos dan dikelaskan semula sebagai hartanah pelaburan.

(iii) Kos berikutan

Kos untuk menggantikan bahagian sesuatu hartanah, loji dan kelengkapan diiktiraf dalam amaun dibawa bagi butiran tersebut jika ada kemungkinan bahawa manfaat ekonomi masa hadapan yang terangkum dalam bahagian tersebut akan mengalir ke Kumpulan dan kosnya boleh diukur dengan pasti. Kos penyelenggaraan harian hartanah, loji dan kelengkapan diiktiraf dalam penyata pendapatan bilamana ianya berlaku.

(iv) Susut nilai

Susut nilai diiktiraf dalam penyata pendapatan atas dasar garis lurus di sepanjang anggaran jangka hayat setiap bahagian sesebuah butiran hartanah, loji dan kelengkapan. Aset pajakan disusut nilai di sepanjang tempoh yang lebih pendek di antara tempoh pajakan dengan jangka hayat hartanah, loji dan kelengkapan. Tanah pegangan kekal tidak disusut nilai. Hartanah, loji dan kelengkapan dalam pembinaan tidak disusut nilai sehingga aset tersebut tersedia untuk tujuan penggunaannya.

Anggaran jangka hayat untuk tempoh semasa dan perbandingan adalah seperti berikut:

• bangunan	50 tahun
• loji dan peralatan	5-7 tahun
• perabot dan kelengkapan	5-7 tahun
• komponen utama	25-30 tahun
• pengubahsuaian	7 tahun

Amaun boleh susut nilai ditentukan selepas menolak nilai sisa.

Kaedah susut nilai, jangka hayat dan nilai sisa dinilai semula pada tarikh melapor.



NOTA KEPADA PENYATA KEWANGAN

31 DISEMBER 2009

3. DASAR PERAKAUNAN PENTING (Sambungan)

(i) Kejejasan aset

Amaun dibawa bagi aset Kumpulan kecuali untuk aset cukai tertunda, aset kewangan (selain sekuriti dipegang hingga matang dan tersedia untuk jualan) dan hartanah pelaburan dikaji semula pada setiap tarikh lembaranimbangan untuk menentukan sama ada terdapat sebarang petunjuk kejejasan. Jika terdapat sebarang petunjuk sedemikian, amaun boleh-pulih aset dianggarkan dan kerugian kejejasan diiktiraf dalam penyata pendapatan.

Dasar tentang kejejasan aset diringkaskan seperti berikut:

(i) Sekuriti dipegang hingga matang

Untuk sekuriti dibawa pada kos terlunas yang terdapat bukti kejejasan yang jelas, kerugian kejejasan diukur sebagai perbezaan antara amaun dibawa sekuriti dengan nilai semasa anggaran aliran tunai masa hadapan terserap pada kadar faedah asal sekuriti yang berkesan. Amaun kerugian kejejasan diiktiraf dalam penyata pendapatan.

Penarikbalikan kerugian kejejasan berikutnya diiktiraf apabila penurunan ini boleh secara objektif dikaitkan kepada satu peristiwa yang terjadi selepas kejejasan diiktiraf, sehingga amaun dibawa sekuriti tidak melebihi kos terlunasnya jika tiada kejejasan telah diiktiraf. Penarikbalikan diiktiraf dalam penyata pendapatan.

Untuk sekuriti dibawa pada kos, kerugian kejejasan diukur sebagai perbezaan antara amaun dibawa sekuriti dengan nilai semasa anggaran aliran tunai masa hadapan terserap pada kadar pulangan pasaran semasa untuk sekuriti yang serupa. Amaun kerugian kejejasan diiktiraf dalam penyata pendapatan dan kerugian kejejasan sedemikian tidak dibalikkan berikutan pengiktirafannya.

(ii) Sekuriti tersedia untuk jualan

Bagi sekuriti tersedia untuk jualan yang terdapat bukti kejejasan yang jelas, kerugian kejejasan terkumpul yang telah diiktiraf secara langsung dalam ekuiti akan dipindahkan dari ekuiti ke penyata pendapatan, walaupun sekuriti belum dinyahiktiraf. Kerugian kejejasan terkumpul diukur sebagai perbezaan antara kos pemerolehan (selepas sebarang bayaran balik prinsipal dan pelunasan) dengan nilai saksama semasa, tolak sebarang kerugian kejejasan yang sebelum ini diiktiraf dalam penyata pendapatan.

Kerugian kejejasan ke atas pelaburan dalam instrumen ekuiti diklasifikasikan sebagai tersedia untuk jualan tidak dibalikkan berikutan pengiktirafannya. Penarikbalikan kerugian kejejasan ke atas instrumen hutang yang diklasifikasikan sebagai tersedia untuk jualan diiktiraf dalam penyata pendapatan jika peningkatan dalam nilai saksama boleh secara objektif dikaitkan dengan suatu peristiwa yang berlaku selepas pengiktirafan kerugian kejejasan dalam penyata pendapatan.

(iii) Muhibah

Muhibah yang mempunyai jangka hayat tidak terhad diuji setiap tahun untuk kejejasan, atau secara lebih kerap jika peristiwa atau perubahan dalam keadaan menunjukkan yang ia mungkin terjejas. Untuk ujian kejejasan, muhibah daripada gabungan perniagaan diperuntukkan kepada unit penjanaan tunai ("CGU") yang dijangka akan mendapat manfaat daripada sinergi gabungan perniagaan.

Amaun boleh-pulih ditentukan untuk setiap CGU berdasarkan nilainya dalam penggunaan. Dalam mentaksir nilai dalam penggunaan, anggaran aliran tunai masa hadapan terserap kepada nilai semasa anggaran tersebut menggunakan kadar diskaun sebelum cukai yang mencerminkan penaksiran pasaran semasa nilai masa wang dan risiko yang khusus kepada aset tersebut.

3. DASAR PERAKAUNAN PENTING (Sambungan)

(i) Kejejasan aset (Sambungan)

(iii) Muhibah (Sambungan)

Kerugian kejejasan diiktiraf dalam penyata pendapatan apabila amaun dibawa bagi CGU, termasuk muhibah, melebihi amaun boleh-pulih CGU. Jumlah kerugian kejejasan diagihkan, pertama, untuk mengurangkan amaun dibawa muhibah yang diperuntukkan kepada CGU dan kemudiannya kepada aset CGU lain atas dasar pro rata.

(iv) Aset-aset lain

Aset-aset lain seperti hartanah dan kelengkapan, pelaburan dalam anak syarikat dan syarikat bersekutu dikaji semula untuk petunjuk kejejasan yang sebenar pada setiap tarikh lembaran imbangan atau apabila terdapat sebarang petunjuk yang aset-aset ini mungkin terjejas. Jika terdapat petunjuk sedemikian, kerugian kejejasan ditentukan sebagai lebih daripada nilai dibawa aset mengatasi amaun boleh pulihnya (yang lebih besar antara nilai dalam kegunaan atau nilai saksama tolak kos untuk dijual) dan diiktiraf dalam penyata pendapatan. Sebarang penarikbalikan kerugian kejejasan untuk aset-aset ini diiktiraf dalam penyata pendapatan. Amaun dibawa dinaikkan kepada amaun boleh-pulih tersemaknya, dengan syarat amaun tersebut tidak melebihi amaun dibawa yang sepatutnya telah ditentukan (selepas pelunasan atau susut nilai) jika tiada kerugian kejejasan diiktiraf untuk aset-aset tersebut pada tahun-tahun sebelumnya.

(j) Hartanah pelaburan

Hartanah pelaburan adalah harta yang dimiliki atau dipegang di bawah kepentingan pegangan pajak untuk memperoleh pendapatan sewaan atau untuk menambah nilai modal atau untuk kedua-duanya. Ini termasuk tanah dipegang untuk kegunaan masa hadapan yang belum ditentukan buat masa ini. Harta yang dihuni oleh syarikat dalam Kumpulan diambil kira sebagai huni sendiri dan bukan sebagai hartanah pelaburan.

Hartanah pelaburan yang dinyatakan pada kos tolak susut nilai terkumpul dan kerugian kejejasan, selaras dengan dasar perakaunan untuk hartanah, loji dan kelengkapan seperti yang dinyatakan dalam nota dasar perakaunan.

Susut nilai dicaj kepada penyata pendapatan atas dasar garis lurus di sepanjang anggaran jangka hayat di antara 25 hingga 50 tahun.

(k) Tanah pegangan pajak/Pajakan prabayar

Tanah pegangan pajak yang biasanya mempunyai hayat ekonomi tidak terhad dan yang hak miliknya tidak mungkin akan berpindah kepada penerima pajak pada akhir tempoh pajakan dianggap sebagai pajakan operasi. Bayaran yang dibuat sebaik sahaja memasuki atau memperoleh tanah pegangan pajak diambil kira sebagai bayaran pajakan prabayar yang terlunas sepanjang tempoh pajakan menurut corak manfaat yang diperuntukkan kecuali untuk tanah pegangan pajak yang diklasifikasikan sebagai hartanah pelaburan.



NOTA KEPADA PENYATA KEWANGAN

31 DISEMBER 2009

3. DASAR PERAKAUNAN PENTING (Sambungan)

(l) Muhibah

Muhibah/(muhibah negatif) timbul dengan pemerolehan anak syarikat, sekutu dan usaha sama.

Muhibah diukur pada kos dan tidak lagi terlunas tetapi diuji untuk kejejasan sekurang-kurangnya setiap tahun atau lebih kerap lagi apabila terdapat bukti benar kejejasan. Apabila lebihan adalah negatif (muhibah negatif), ia diiktiraf dengan sertamerta dalam penyata pendapatan.

Muhibah diperuntukkan kepada unit penajaan tunai dan diuji setiap tahun untuk kejejasan atau dengan lebih kerap lagi jika peristiwa atau perubahan dalam keadaan yang menunjukkan bahawa ia mungkin terjejas.

Dari segi ekuiti dikira milik penerima pelaburan, amaun dibawa muhibah dimasukkan ke dalam amaun dibawa pelaburan. Keseluruhan amaun dibawa pelaburan diuji untuk kejejasan apabila terdapat bukti benar kejejasan.

(m) Deposit-deposit daripada pelanggan

Deposit-deposit daripada pelanggan dinyatakan pada nilai peletakan dan dilaraskan untuk faedah terakru.

(n) Pinjaman daripada Institusi

Pinjaman daripada institusi dinyatakan pada kos.

(o) Peruntukan

Peruntukan diiktiraf jika, hasil peristiwa masa lampau, Kumpulan mempunyai kewajipan perundangan atau konstruktif masa kini yang boleh dengan pasti, dan berkemungkinan aliran keluar manfaat ekonomi akan diperlukan untuk menyelesaikan kewajipan tersebut.

Jika akaun diklasifikasikan sebagai tak berbayar, faedah digantung dan ditolak balik ke hari pertama sehingga ia direalisasikan atas dasar tunai. Akaun pelanggan diklasifikasikan sebagai tak berbayar apabila bayaran tertunggak selama enam bulan atau lebih dari hari pertama mungkir untuk pinjaman dan pendahuluan, kecuali untuk akaun kad kredit, yang diklasifikasikan sebagai tak berbayar apabila bayaran tertunggak untuk tempoh lebih daripada tiga bulan.

Dasar berkaitan dengan penggantungan faedah adalah menurut arahan yang dikeluarkan oleh Bank Negara Malaysia tentang "Garis Panduan tentang Penggantungan Faedah ke atas Pinjaman Tak Berbayar dan Peruntukan untuk Hutang Lapuk dan Ragu, BNM/GP3".

Liabiliti Luar Jangka

Jika ada kemungkinan bahawa aliran keluar manfaat ekonomi tidak akan diperlukan, atau amaunnya tidak dapat dianggarkan dengan pasti, kewajipan ini dinyatakan sebagai liabiliti luar jangka, melainkan kebarangkalian aliran keluar manfaat ekonomi tidak berkaitan. Kewajipan yang mungkin, yang kewujudannya akan hanya disahkan dengan kejadian atau tiada kejadian satu peristiwa masa hadapan atau lebih, juga dinyatakan sebagai liabiliti luar jangka melainkan kebarangkalian aliran keluar manfaat ekonomi tidak berkaitan.

Jika Bank mengikat kontrak jaminan kewangan untuk menjamin keberhutangan pihak lain dalam kumpulannya, maka Bank menganggap ini sebagai perancangan insurans, dan ia diambil kira sebagai sedemikian. Dari segi ini, Bank menganggap kontrak jaminan sebagai liabiliti luar jangka sehingga ke suatu masa ia menjadi mungkin yang Bank perlu membuat bayaran di bawah jaminan tersebut.

3. DASAR PERAKAUNAN PENTING (Sambungan)

(o) Peruntukan (Sambungan)

Peruntukan yuran rizab wakalah

Dalam tahun kewangan semasa, peruntukan dibuat untuk mencatatkan kemungkinan kerugian masa depan pada dana pemegang saham berasaskan daripada polisi perjanjian persendirian dengan penyerta.

Peruntukan dianggap berdasarkan pada aliran tunai bersih masa depan didiskaunkan untuk pemegang saham dengan menggunakan kaedah aktuari bersamaan dengan yang digunakan untuk pembalikan bukan unit dalam penginsuran nyawa konvensional yang digelar metodologi pembalikan sebenar.

Aggaran yang digunakan bersamaan dengan yang digunakan dalam penilaian dana tabarak dan aggaran belanja dana pemegang saham pada amalan Kumpulan.

(p) Amaun perlu dibayar

Amaun perlu dibayar diukur pada awalnya dan berikutnya pada kos. Amaun perlu dibayar diiktiraf apabila terdapat kewajipan berkontrak untuk menyerah wang tunai atau aset kewangan lain kepada entiti lain.

(q) Pengiktirafan pendapatan

Pendapatan daripada pelbagai aktiviti Kumpulan dan Bank diakru menggunakan asas berikut:

- (i) Pendapatan faedah
 - (a) Pendapatan faedah ke atas sewa beli diiktiraf berasaskan kaedah "angka hasil tambah".
 - (b) Pendapatan faedah ke atas pinjaman perumahan dan pinjaman bertempoh diiktiraf dengan rujukan kepada tempoh rehat yang sama ada secara bulanan, suku tahunan atau tahunan.
 - (c) Pendapatan faedah daripada sekuriti hutang swasta yang diiktiraf atas dasar akruan.
- (ii) Pendapatan pelaburan
 - (a) Pertambahan diskaun dan pelunasan premium ke atas sekuriti pelaburan diiktiraf atas dasar perkadaran masa terhadap tarikh kematangan yang mengambil kira kadar hasil efektif ke atas sekuriti pelaburan.
- (iii) Pendapatan dividen
 - (a) Pendapatan dividen daripada pelaburan dalam anak-anak syarikat, syarikat bersekutu dan pelaburan lain yang diiktiraf apabila hak pemegang saham untuk menerima bayaran ditentukan.
- (iv) Pendapatan fi
 - (a) Fi ke atas pelbagai perkhidmatan dan kemudahan yang diberikan kepada pelanggan diiktiraf pada permulaan urus niaga tersebut.
- (v) Pendapatan peletakan dan pembiayaan Islam
 - (a) Pendapatan yang diperoleh daripada pembiayaan Bai' Bithaman Ajil diiktiraf atas dasar akruan.
 - (b) Pendapatan daripada peletakan dengan institusi kewangan di bawah prinsip Syariah diiktiraf atas dasar akruan.



NOTA KEPADA PENYATA KEWANGAN

31 DISEMBER 2009

3. DASAR PERAKAUNAN PENTING (Sambungan)

(q) Pengiktirafan pendapatan (Sambungan)

(vi) Komisen

Apabila Kumpulan bertindak sebagai ejen bukan sebagai prinsipal dalam sesuatu urusan niaga, hasil teriktiraf ialah amaun bersih komisen yang dibuat oleh Kumpulan.

(vii) Geran pembangunan Kerajaan

Penerimaan geran pembangunan Kerajaan adalah diambilkira sebagai pendapatan tertunda dan amaun susutnilai tahunan ke atas harta-harta yang dibiayai oleh geran tersebut adalah diiktiraf sebagai pendapatan bagi keseluruhan jangkamasa penggunaan harta-harta berkenaan.

(viii) Pengiktirafan hasil yang lain

Kepentingan lain dalam perniagaan Takaful diiktiraf atas dasar perkadaran masa yang mengambil kira kadar hasil efektif aset.

(r) Rizab penyamaan untung ("PER") untuk Skim Perbankan Islam ("SPI")

Rizab penyamaan untung ialah amaun yang disediakan agar dapat mengekalkan paras pulangan tertentu untuk penyimpan sebagai memenuhi Garis Panduan Bank Negara Malaysia - "Rangka Kerja Kadar Pulangan". PER ditolak pada amaun maksimum 15% daripada jumlah pendapatan kasar dan pada kadar 30% atau lebih daripada jumlah dana modal perbankan Islam.

(s) Pengiktirafan faedah, pembiayaan dan belanja berkaitan

Belanja faedah dan untung disebabkan (ke atas aktiviti-aktiviti berkaitan dengan perniagaan SPI) ke atas deposit-deposit dan pinjaman Kumpulan dan Bank, dianggap sebagai tertanggung dan diiktiraf atas dasar akruan.

(t) Manfaat pekerja

(i) Manfaat jangka pendek

Kewajipan manfaat pekerja jangka pendek dari segi gaji, bonus tahunan, cuti tahunan berbayar dan cuti sakit diukur atas dasar tidak terdiskaun dan dibelanjakan memandangkan perkhidmatan berkaitan disediakan.

Peruntukan diiktiraf bagi amaun yang dijangka akan dibayar di bawah bonus tunai jangka pendek atau rancangan perkongsian untung jika Kumpulan mempunyai kewajipan perundangan atau konstruktif semasa untuk membayar amaun ini akibat perkhidmatan lampau yang diberikan oleh pekerja dan kewajipan itu boleh dijangkakan dengan pasti.

Sumbangan Kumpulan kepada Kumpulan Wang Simpanan Pekerja dicaj kepada penyata pendapatan dalam tahun ia berkaitan. Sebaik sahaja sumbangan dibuat, Kumpulan tiada lagi kewajipan bayaran selanjutnya.

3. DASAR PERAKAUNAN PENTING (Sambungan)

(u) Belanja cukai

Belanja cukai terdiri daripada cukai semasa dan tertunda. Belanja cukai diiktiraf dalam penyata pendapatan kecuali setakat ia berkaitan dengan butiran yang diiktiraf secara langsung dalam ekuiti, yang dalam kes ini, ia diiktiraf dalam ekuiti.

Cukai semasa ialah cukai dijangka perlu dibayar ke atas pendapatan boleh cukai untuk tahun itu, menggunakan kadar cukai yang digubal atau digubal sebahagiannya pada tarikh lembaran imbangan, dan sebarang pelarasan kepada cukai perlu dibayar bagi tahun sebelumnya.

Cukai tertunda diiktiraf menggunakan kaedah lembaran imbangan, dan memberikan perbezaan sementara antara amaun dibawa bagi aset-aset dan liabiliti-liabiliti untuk tujuan melapor dengan amaun yang digunakan untuk tujuan pencucuaian. Cukai tertunda tidak diiktiraf untuk perbezaan sementara berikut: pengiktirafan awal muhibah, pengiktirafan awal aset atau liabiliti dalam satu urus niaga yang bukan gabungan perniagaan dan yang tidak menjejaskan sama ada perakaunan atau untung boleh cukai (kerugian cukai). Cukai tertunda diukur pada kadar cukai yang dijangka akan digunakan untuk perbezaan sementara apabila dibalikkan, berdasarkan undang-undang yang telah digubal atau digubal secara substantif pada tarikh lembaran imbangan.

Liabiliti cukai tertunda diiktiraf untuk semua perbezaan sementara boleh cukai.

Aset cukai tertunda diiktiraf setakat yang kemungkinan bahawa untung boleh cukai masa hadapan diperolehi, yang dengannya, perbezaan sementara boleh digunakan. Aset cukai tertunda disemak pada setiap tarikh melapor dan dikurangkan hingga ke takat yang manfaat cukai berkaitan tidak lagi mungkin terealisasi.

Cukai tambahan yang timbul daripada agihan dividen diiktiraf pada masa yang sama apabila liabiliti untuk membayar dividen berkaitan diiktiraf.

(v) Hasil penanggungjaminan takaful am

Hasil penanggungjaminan takaful am ditentukan untuk setiap kelas perniagaan selepas mengambil kira takaful semula, komisen, sumbangan tidak terperoleh dan tuntutan tertanggung.

(i) Rizab sumbangan tidak terperoleh

Rizab sumbangan tidak terperoleh ("UCR") merupakan bahagian sumbangan bersih polisi takaful yang ditanggung jamin yang berkaitan dengan belum tamat tempoh sijil pada akhir tempoh kewangan.

Kaedah 1/365 digunakan untuk semua perniagaan takaful am Syarikat.

(ii) Peruntukan untuk tuntutan

Liabiliti untuk tuntutan belum jelas diiktiraf dari segi insurans langsung. Amaun tuntutan belum jelas adalah anggaran terbaik perbelanjaan yang diperlukan bersama dengan belanja berkaitan tolak bayaran balik untuk menjelaskan kewajipan semasa pada tarikh lembaran imbangan.

Peruntukan juga dibuat untuk kos tuntutan, bersama dengan belanja berkaitan yang ditanggung tetapi tidak dilapor pada tarikh lembaran imbangan, menggunakan kaedah penganggaran matematik.



NOTA KEPADA PENYATA KEWANGAN

31 DISEMBER 2009

3. DASAR PERAKAUNAN PENTING (Sambungan)

(v) Hasil penanggungjaminan takaful am (Sambungan)

(iii) Kos pemerolehan

Kos memperoleh dan memperbaharui polisi insurans tolak pendapatan diperoleh daripada premium insurans semula menyerah diiktiraf sebagai tertanggung dan diagih dengan betul mengikut tempoh yang mungkin menghasilkan pendapatan.

(w) Hasil penanggungjaminan takaful keluarga

Lebih boleh pindah daripada dana hayat ke penyata pendapatan adalah berdasarkan lebihan yang ditentukan oleh penilaian aktuari tahunan bagi liabiliti jangka panjang kepada pemegang polisi.

(i) Pendapatan sumbangan

Sumbangan diiktiraf sebaik sahaja amaun sumbangan boleh diukur dengan pasti.

Perniagaan berkaitan dengan unit

Pendapatan sumbangan pertama diiktiraf berdasarkan andaian risiko dan sumbangan berikutan yang diiktiraf atas dasar tunai. Risiko berikutan diandaikan berdasarkan kecukupan unit bagi pemegang sijil.

(ii) Komisen dan belanja agensi

Komisen dan belanja agensi, yang merupakan kos tertanggung secara langsung dalam mendapatkan sumbangan ke atas sijil takaful, tolak pendapatan yang diperoleh daripada takaful semula dalam menjalankan penyerahan sumbangan ke takaful semula, dicaj ke akaun hasil dalam tempoh ia tertanggung.

(iii) Peruntukan untuk tuntutan

Tuntutan dan kos penyelesaian yang tertanggung dalam tempoh kewangan diiktiraf apabila peristiwa boleh tuntutan berlaku dan/atau penanggung insurans diberitahu.

Tuntutan dan peruntukan untuk tuntutan yang timbul daripada sijil takaful keluarga, termasuk kos penyelesaian, diambil kira menggunakan kaedah mengikut kes dan untuk tujuan ini, manfaat yang perlu dibayar di bawah sijil takaful keluarga diiktiraf seperti berikut:

- (a) Kematangan atau bayaran manfaat takaful yang lain yang perlu dibayar pada tarikh tertentu dianggap sebagai tuntutan yang perlu dibayar pada tarikh tamat tempoh.
- (b) Kematian, serahan dan manfaat lain tanpa tarikh tamat tempoh dianggap sebagai tuntutan yang perlu dibayar pada tarikh penerimaan penamatan akibat kematian pihak yang diinsuranskan atau berlakunya hal luar jangka yang terlindung.

3. DASAR PERAKAUNAN PENTING (Sambungan)

(w) Hasil penanggungjaminan takaful keluarga (Sambungan)

(iv) Rizab aktuari

Liabiliti aktuari bagi produk MRTT di bawah kendalian kumpulan dana keluarga dikira secara nilai bawaan bersih (NCV). Liabiliti ditentukan dengan mengurangkan nilai semasa dari sumbangan bersih masa depan daripada nilai semasa dari amaun risiko masa depan.

Liabiliti aktuari bagi produk pelaburan di bawah kendalian persendirian dana keluarga dikira secara aliran tunai yang didiskaunkan bagi memastikan aliran tunai negatif masa depan yang berpunca dari ketidakcukupan caj tabaruk memenuhi kehendak keluaran dapat disingkirkan.

Seperti dalam semua anggaran, terdapat item ketidaktentuan yang mengakibatkan liabiliti anggaran berkemungkinan berbeza dari liabiliti sebenar kerana tahap signifikansi ketidaktentuan yang terlibat dalam kadar diskaun yang digunakan dan juga kerugian dan ketidaksempurnaan di dalam anggaran tersebut.

(x) Fi wakalah, belanja komisen dan belanja pengurusan

Mengikut prinsip wakalah yang diluluskan oleh Jawatankuasa Syariah dan dipersetujui oleh pemegang polisi dan anak syarikat, satu peratusan ke atas sumbangan kasar yang dipersetujui akan dikenakan oleh dana pemegang saham.

Fi wakalah yang dikenakan oleh dana pemegang saham dari peserta diguna untuk membayar belanja pengurusan dan belanja komisen dalam dana pemegang saham yang berlaku di dalam dana takaful am dan keluarga. Semua belanja pengurusan dikenalpasti apabila berlaku di dalam dana pemegang saham.

Perbelanjaan komisen, iaitu kos langsung yang berlaku untuk memastikan sumbangan sijil takaful dipelihara, dikenalpasti di dalam dana pemegang saham sebagai perbelanjaan dan kemungkinan diperuntukan untuk kenaikan pendapatan dalam tempoh tertentu.

4. WANG TUNAI DAN DANA JANGKA PENDEK

	KUMPULAN		BANK	
	2009 RM'000	2008 RM'000	2009 RM'000	2008 RM'000
Wang tunai di tangan dan baki di bank-bank dan lain-lain institusi kewangan	400,228	521,132	391,740	512,394
Wang panggilan, deposit dan peletakan yang matang dalam tempoh sebulan	992,967	732,685	982,894	719,850
	1,393,195	1,253,817	1,374,634	1,232,244



NOTA KEPADA PENYATA KEWANGAN

31 DISEMBER 2009

5. DEPOSIT DAN PELETAKAN DENGAN BANK DAN INSTITUSI KEWANGAN LAIN

	KUMPULAN		BANK	
	2009 RM'000	2008 RM'000	2009 RM'000	2008 RM'000
Bank-bank berlesen	–	125,000	–	125,000
Institusi kewangan lain	45,000	–	45,000	–
	45,000	125,000	45,000	125,000
Struktur kematangan deposit dan peletakan dengan bank dan institusi kewangan lain adalah seperti berikut:				
Matang dalam tempoh satu tahun	45,000	125,000	45,000	125,000
	45,000	125,000	45,000	125,000

6. SEKURITI DIPEGANG UNTUK DAGANGAN

	KUMPULAN		BANK	
	2009 RM'000	2008 RM'000	2009 RM'000	2008 RM'000
Pada nilai saksama				
<u>Sekuriti disebut harga di Malaysia:</u>				
Saham	–	17,366	–	17,366
Sekuriti dipegang untuk dagangan	–	17,366	–	17,366

7. SEKURITI TERSEDIA UNTUK JUALAN

	KUMPULAN		BANK	
	2009 RM'000	2008 RM'000	2009 RM'000	2008 RM'000
Pada nilai saksama				
<u>Instrumen Pasaran Wang:</u>				
Sekuriti Kerajaan Malaysia	504,717	200,794	504,717	200,794
Terbitan Pelaburan Kerajaan Malaysia	429,789	280,086	429,789	280,086
Bon Jaminan Kerajaan	10,000	–	10,000	–
	944,506	480,880	944,506	480,880
<u>Sekuriti tak disebutbarga di Malaysia:</u>				
Saham *	2,400	–	2,400	–
Sekuriti Hutang Swasta	15,000	126,064	15,000	126,064
Sekuriti Hutang Islam	25,253	–	25,253	–
	42,653	126,064	42,653	126,064
Tolak : Pelunasan premium tolak pertambahan diskaun bersih	(2,133)	(118)	(2,133)	(118)
Tolak : Kerugian kejejasan terkumpul saham tak disebutbarga di Malaysia *	(2,400)	–	(2,400)	–
(Kerugian)/Laba belum terealisasi setelah penilaian semula	(16,398)	15,237	(16,398)	15,237
	966,228	622,063	966,228	622,063
<u>Sekuriti disebutbarga di Malaysia:</u>				
Saham	189,294	217,496	189,294	217,496
Pelaburan Unit Amanah Saham	91,051	90,046	91,051	90,046
	280,345	307,542	280,345	307,542
Tolak : Kerugian kejejasan terkumpul Saham disebutbarga dan Unit Amanah Saham di Malaysia	(119,148)	(128,976)	(119,148)	(128,976)
Laba/(Kerugian) belum terealisasi setelah penilaian semula	1,576	(51,441)	1,576	(51,441)
	162,773	127,125	162,773	127,125
Sekuriti tersedia untuk jualan	1,129,001	749,188	1,129,001	749,188
Struktur kematangan sekuriti tersedia untuk jualan adalah seperti berikut:				
Lebih daripada satu tahun	966,228	622,063	966,228	622,063
Tiada tarikh matang	162,773	127,125	162,773	127,125
	1,129,001	749,188	1,129,001	749,188

* Pada 14hb September 2009, Bank telah menerima pindahterimilikan saham daripada Permodalan BSN Venture Sdn Bhd bagi kesemua saham IDS Electronics Sdn Bhd pada nilai bawaan. Klasifikasi ini telah diperbetulkan pada tarikh kewangan 31 Disember 2009 daripada sekuriti dipegang hingga matang kepada sekuriti tersedia untuk jualan.



NOTA KEPADA PENYATA KEWANGAN

31 DISEMBER 2009

8. SEKURITI DIPEGANG HINGGA MATANG

	KUMPULAN		BANK	
	2009 RM'000	2008 RM'000	2009 RM'000	2008 RM'000
Pada kos terlunas				
<u>Instrumen Pasaran Wang (Jangka Panjang):</u>				
Sekuriti Kerajaan Malaysia	3,274,092	3,093,763	3,269,593	3,093,763
Bon Cagamas	193,279	193,279	193,279	193,279
Cagamas Shanadat	–	151,067	–	151,067
Terbitan Pelaburan Kerajaan Malaysia	1,076,156	835,676	1,076,156	835,676
Bon Jaminan Kerajaan	426,623	391,623	426,623	391,623
Bon Khazanah	473,966	499,749	473,966	499,749
	5,444,116	5,165,157	5,439,617	5,165,157
<u>Instrumen Pasaran Wang (Jangka Pendek):</u>				
Deposit Boleh Niaga - Islamik	–	17,949	–	17,949
Surat Perdagangan	–	9,693	–	9,693
Penerimaan Jurubank	205,927	281,033	205,927	281,033
Bil Perbendaharaan - Islamik	–	19,296	–	19,296
	205,927	327,971	205,927	327,971
<u>Sekuriti tak disebutbarga:</u>				
Saham (Nota 7)	–	2,400	–	–
Sekuriti Hutang Swasta	194,811	214,858	194,811	214,858
Sekuriti Hutang Islam	531,311	591,060	464,114	524,666
	726,122	808,318	658,925	739,524
Tolak : Pelunasan premium tolak pertambahan diskaun bersih	7,408	3,083	7,474	3,083
Tolak : Kerugian kejejasan terkumpul saham tak disebutbarga di Malaysia	–	(2,400)	–	–
Sekuriti pelaburan	6,383,573	6,302,129	6,311,943	6,235,735
Struktur kematangan sekuriti dipegang hingga matang adalah seperti berikut:				
Lebih daripada satu tahun	5,483,440	4,697,797	5,411,810	4,631,403
Matang dalam tempoh satu tahun	900,133	1,604,332	900,133	1,604,332
	6,383,573	6,302,129	6,311,943	6,235,735

9. PINJAMAN, PENDAHULUAN DAN PEMBIAYAAN

	KUMPULAN/BANK	
	2009 RM'000	2008 RM'000
(i) Mengikut jenis pinjaman		
Pinjaman/Pembiayaan bertempoh		
Pinjaman/Pembiayaan perumahan	3,972,800	3,822,756
Pinjaman persendirian	8,989,675	6,612,562
Sewa beli belum terima	69,988	70,310
Pinjaman/Pembiayaan bertempoh yang lain*	92,435	194,572
Mikro kredit	82,696	291,617
Mikro kewangan	160,025	53,771
Pinjaman/Pembiayaan kakitangan	120,226	127,862
Kad kredit/caj	178,581	163,507
Kredit pusingan	172,630	191,438
Tolak: Faedah/Pendapatan belum diiktiraf	(3,988,548)	(2,971,002)
Pinjaman, pendahuluan dan pembiayaan kasar	9,850,508	8,557,393
Tolak: Peruntukan untuk hutang lapuk dan ragu		
Am	(212,225)	(179,636)
Khusus	(323,969)	(461,577)
Tolak: Faedah/Pendapatan tertanggung	(94,274)	(111,989)
Jumlah pinjaman, pendahuluan dan pembiayaan bersih	9,220,040	7,804,191

* Termasuk dalam pinjaman bertempoh ialah pinjaman bertempoh subordinat yang diberikan kepada BSNC Corporation (M) Berhad, sebuah syarikat bersekutu, berjumlah RM150 juta di mana penyelesaian telah dibuat untuk RM90 juta melalui pindahan 45 juta unit saham Affin Holdings Berhad pada RM2 seunit dalam tahun 2005. Pembayaran balik baki berjumlah RM33 juta yang telah distruktur semula pada tahun 2008 dengan bayaran yang perlu dibayar setiap suku tahunan pada kiraan kadar faedah atas baki tahunan sebanyak 2% setahun dan bayaran terakhir perlu dibayar pada Disember 2033. Jumlah bayaran balik tiap sukuan adalah sekitar RM0.347 juta.

	KUMPULAN/BANK	
	2009 RM'000	2008 RM'000
(ii) Mengikut jenis pelanggan		
Institusi kewangan bukan bank domestik		
Koperasi	44,988	55,981
Perusahaan perniagaan domestik		
Subordinat	32,812	33,215
Perseorangan	9,772,708	8,468,197
	9,850,508	8,557,393



NOTA KEPADA PENYATA KEWANGAN

31 DISEMBER 2009

9. PINJAMAN, PENDAHULUAN DAN PEMBIAYAAN (Sambungan)

	KUMPULAN/BANK	
	2009 RM'000	2008 RM'000
(iii) Mengikut kepekaan kadar faedah/untung		
Kadar tetap		
Pinjaman/Pembiayaan perumahan	877,543	821,806
Sewa beli belum terima	64,798	67,453
Mikro kredit	82,696	291,617
Mikro kewangan	159,925	53,771
Pinjaman/Pembiayaan kadar tetap lain	6,319,159	5,049,553
Kadar boleh ubah		
Kadar pinjaman asas - tokok keuntungan	2,138,779	2,035,490
Kos - tokok keuntungan	207,608	237,703
	9,850,508	8,557,393

	KUMPULAN/BANK	
	2009 RM'000	2008 RM'000
(iv) Mengikut sektor		
Pembelian hartanah kediaman	3,110,068	2,957,682
Perkhidmatan kewangan, insurans dan perniagaan	37,817	38,073
Pembelian sekuriti	4,024	5,534
Pembelian kenderaan pengangkutan	233,822	254,577
Pembelian barang pengguna tahan lama	5,730	10,828
Kredit penggunaan	6,037,845	4,781,804
Kad kredit	178,581	163,507
Mikro kredit	82,696	291,617
Mikro kewangan	159,925	53,771
	9,850,508	8,557,393

10. PINJAMAN/PEMBIAYAAN TAK BERBAYAR

	KUMPULAN/BANK	
	2009 RM'000	2008 RM'000 (Dinyatakan semula)
(i) Pergerakan dalam pinjaman/pembiayaan tak berbayar		
Pada awal tahun semasa	692,509	724,634
Diklasifikasikan sebagai tak berbayar dalam tahun semasa	214,862	236,387
Diklasifikasikan semula sebagai berbayar dalam tahun semasa		
Bayaran ganti untuk mikro kredit	(149,970)	(46,996)
Lain-lain	(147,917)	(186,413)
Amaun dihapus kira	(18,188)	(35,103)
Pada akhir tahun semasa	591,296	692,509
Peruntukan khusus	(323,969)	(461,577)
Faedah/Pendapatan tergantung	(94,274)	(111,989)
Pinjaman/Pembiayaan tak berbayar bersih	173,053	118,943
Nisbah pinjaman/pembiayaan tak berbayar bersih kepada pinjaman dan pembiayaan bersih	1.83%	1.49%

	KUMPULAN/BANK	
	2009 RM'000	2008 RM'000
(ii) Pergerakan dalam peruntukan untuk hutang lapuk dan ragu dan faedah/pendapatan tergantung		
Peruntukan am		
Pada awal tahun semasa	179,636	154,035
Peruntukan dibuat dalam tahun (Nota 32)	39,879	35,987
Pindahan peruntukan ke peruntukan khusus (Nota 32)	(7,291)	(10,386)
Pada akhir tahun semasa	212,224	179,636
Sebagai % pinjaman, pendahuluan dan pembiayaan kasar tolak peruntukan khusus	2.25%	2.25%



NOTA KEPADA PENYATA KEWANGAN

31 DISEMBER 2009

10. PINJAMAN/PEMBIAYAAN TAK BERBAYAR (Sambungan)

	KUMPULAN/BANK	
	2009 RM'000	2008 RM'000
(ii) Pergerakan dalam peruntukan untuk hutang lapuk dan ragu dan faedah/pendapatan tergantung (sambungan)		
Peruntukan khusus		
Pada awal tahun semasa	461,577	465,052
Peruntukan dibuat dalam tahun semasa (Nota 32)	96,537	74,983
Pindahan peruntukan dari peruntukan am (Nota 32)	7,291	10,386
Dimasuk kira semula (Nota 32)	(59,622)	(57,208)
Amaun dihapus kira	(181,814)	(31,636)
Pada akhir tahun semasa	323,969	461,577

	KUMPULAN/BANK	
	2009 RM'000	2008 RM'000
Faedah/Pendapatan tergantung		
Pada awal tahun semasa	111,989	92,275
Peruntukan dibuat dalam tahun semasa	36,688	40,050
Amaun terpulih	(19,692)	(19,026)
Amaun dihapus kira	(34,711)	(1,310)
Pada akhir tahun semasa	94,274	111,989

	KUMPULAN/BANK	
	2009 RM'000	2008 RM'000
(iii) Pinjaman/Pembiayaan Tak Berbayar mengikut sektor		
Perkhidmatan kewangan, insurans dan perniagaan	34,335	33,215
Pembelian hartanah kediaman	296,756	260,275
Pembelian sekuriti	3,946	5,442
Pembelian kenderaan pengangkutan	45,375	57,911
Kredit penggunaan	107,377	92,526
Pembelian barang pengguna tahan lama	2,690	2,871
Mikro kewangan	15,408	235
Mikro kredit	79,534	233,179
Kad kredit	5,875	6,855
	591,296	692,509

11. ASET-ASET LAIN

	KUMPULAN		BANK	
	2009 RM'000	2008 RM'000	2009 RM'000	2008 RM'000
Faedah/Pendapatan belum terima	72,152	65,735	70,965	64,765
Deposit dan bayaran terdahulu	8,583	5,856	8,583	5,672
Pelbagai belum terima	108,351	45,718	74,756	18,676
Dividen belum terima	1,018	91	1,018	91
Amaun terhutang oleh syarikat-syarikat berkaitan	–	5	–	–
Amaun terhutang oleh anak-anak syarikat	–	–	237	27
	190,104	117,405	155,559	89,231
Tolak:				
Peruntukan untuk hutang ragu	(2,278)	(2,187)	(2,278)	(2,187)
	187,826	115,218	153,281	87,044

12. PELABURAN DALAM ANAK-ANAK SYARIKAT

	BANK	
	2009 RM'000	2008 RM'000
Saham tak disebut harga pada kos	34,500	34,500
Tolak: Kerugian kejejasan terkumpul	(2,500)	(2,500)
	32,000	32,000



NOTA KEPADA PENYATA KEWANGAN

31 DISEMBER 2009

12. PELABURAN DALAM ANAK-ANAK SYARIKAT (Sambungan)

Nama	Aktiviti utama	Negara diperbadankan	Peratus ekuiti dipegang secara langsung		Modal berbayar RM'000
			2009 %	2008 %	
Permodalan BSN Berhad *	Pengurusan dana unit amanah saham	Malaysia	100	100	2,000
Permodalan BSN Venture Sendirian Berhad *	Modal usaha niaga	Malaysia	100	100	2,500
Prudential BSN Takaful Berhad* (Nota a)	Pengurusan dana takaful	Malaysia	51	51	58,824

* Tidak diaudit oleh Ketua Audit Negara Malaysia.

Nota:

- a) Pada 29 Jun 2006, satu Perjanjian Pemegang Saham telah ditandatangani antara Bank Simpanan Nasional dengan Prudential Corporation Holdings Limited (PCHL). Di bawah perjanjian ini, BSN perlu membuat bayaran kepada PCHL sejumlah RM21 juta di akhir sepuluh tahun kewangan pertama, sebagai pembayaran ganti sebahagian daripada premium yang dibayar oleh PCHL.

13. PELABURAN DALAM SYARIKAT BERSEKUTU

	KUMPULAN		BANK	
	2009 RM'000	2008 RM'000	2009 RM'000	2008 RM'000
Saham tak disebut harga, pada kos	231,809	231,809	231,809	231,809
Tambah: Keputusan selepas pemerolehan bahagian Kumpulan	13,615	11,261	-	-
Tolak: Kerugian kejejasan terkumpul	(231,200)	(231,200)	(231,200)	(231,200)
	14,224	11,870	609	609
Diwakili oleh:				
Perkongsian aset ketara bersih			14,224	11,870

Butiran Syarikat bersekutu adalah seperti berikut:

Nama	Aktiviti utama	Negara diperbadankan	Kepentingan ekuiti berkesan		Akhir tahun kewangan
			2009 %	2008 %	
BSNC Corporation (M) Berhad	Pemegang pelaburan	Malaysia	41.34	41.34	31 Disember

14. HARTANAH, LOJI DAN KELENGKAPAN

KUMPULAN

KOS	NOTA	Bangunan RM'000	Komponen utama lif RM'000	Komponen utama penyaman udara RM'000	Loji dan peralatan RM'000	Perabot dan kelengkapan RM'000	Kenderaan bermotor RM'000	Kerja dalam proses RM'000	Pengubah- suaian RM'000	Jumlah RM'000
Pada 1 Januari 2008										
Tambahan		205,276	3,297	4,233	275,990	68,779	21,493	905	86,638	666,611
Pengelasan semula		4,042	-	-	20,430	5,978	3,736	9,334	12,112	55,632
Hapus kira		-	-	-	900	-	-	(892)	(8)	-
Pelarasan		-	-	-	(20,252)	(37)	(193)	-	-	(20,482)
Pelupusan		-	-	-	-	8	-	(12)	-	(4)
Rizab		-	-	-	(1,139)	(60)	(474)	-	(1,180)	(2,853)
		-	-	-	-	-	(132)	-	-	(132)
Pada 31 Disember 2008/										
Pada 1 Januari 2009										
Tambahan		209,318	3,297	4,233	275,929	74,668	24,430	9,335	97,562	698,772
Pengelasan semula	15	(1,078)	-	-	27,300	3,983	3,991	4,661	18,247	58,182
Hapus kira		-	-	-	3,264	41	-	(3,270)	(35)	(1,078)
Pelarasan		-	-	-	(8,495)	(15,765)	(187)	(6,065)	(537)	(31,049)
Pelupusan		-	-	-	-	(28)	(1,590)	-	-	(1,618)
		-	-	-	(474)	(421)	(4,879)	-	-	(5,774)
Pada 31 Disember 2009										
		208,240	3,297	4,233	297,524	62,478	21,765	4,661	115,237	717,435



NOTA KEPADA PENYATA KEWANGAN

31 DISEMBER 2009

14. HARTANAH, LOJI DAN KELENGKAPAN (Sambungan)

KUMPULAN	NOTA	Komponen							Kerja dalam proses RM'000	Pengubahsuaian RM'000	Jumlah RM'000
		Bangunan RM'000	Komponen utama lif RM'000	Komponen utama penyaman udara RM'000	Loji dan peralatan RM'000	Perabot dan kelengkapan RM'000	Kenderaan bermotor RM'000	Kerja dalam proses RM'000			
Pada 1 Januari 2008											
Susut nilai terkumpul		52,055	966	1,333	223,142	61,184	11,243	-	74,092	424,015	
Kerugian kejelasan terkumpul		5,744	-	-	-	-	-	-	-	5,744	
Susut nilai bagi tahun	30	4,179	136	240	21,259	2,424	1,244	-	4,293	33,775	
Pengelasan semula		-	-	-	8	-	-	-	(8)	-	
Pelupusan		-	-	-	(20)	(56)	(474)	-	-	(550)	
Hapus kira		-	-	-	(20,199)	(37)	(175)	-	-	(20,411)	
Pelarasan		-	-	-	2	-	-	-	-	2	
Pada 31 Disember 2008/											
Pada 1 Januari 2009											
Susut nilai terkumpul		56,234	1,102	1,573	224,192	63,515	11,838	-	78,377	436,831	
Kerugian kejelasan terkumpul		5,744	-	-	-	-	-	-	-	5,744	
Susut nilai bagi tahun	30	4,168	137	240	23,981	3,129	1,201	-	5,661	38,517	
Pengelasan semula	15	(23)	-	-	-	-	-	-	-	(23)	
Kerugian kejelasan	33	380	-	-	-	-	-	-	-	380	
Masuk kira semula		-	-	-	-	-	-	-	-	-	
kerugian kejelasan	33	(4,666)	-	-	-	-	-	-	-	(4,666)	
Kesan FRS terhadap nilai dilupuskan		-	-	-	-	-	1,145	-	-	1,145	
Pelupusan		-	-	-	(465)	(376)	(4,279)	-	-	(5,120)	
Hapus kira		-	-	-	(7,972)	(15,765)	(168)	-	(537)	(24,442)	
Pelarasan		-	-	-	(6)	(17)	(938)	-	(3)	(964)	
Pada 31 Disember 2009											
Susut nilai terkumpul		60,379	1,239	1,813	239,730	50,486	8,799	-	83,498	445,944	
Kerugian kejelasan terkumpul		1,458	-	-	-	-	-	-	-	1,458	
		61,837	1,239	1,813	239,730	50,486	8,799	-	83,498	447,402	

14. HARTANAH, LOJI DAN KELENGKAPAN (Sambungan)

KUMPULAN	Nota	Komponen utama		Komponen utama penyaman udara RM'000	Loji dan peralatan RM'000	Perabot dan kelengkapan RM'000	Kenderaan bermotor RM'000	Kerja dalam proses RM'000	Pembaharuan RM'000	Jumlah RM'000
		Bangunan RM'000	Komponen lif RM'000							
AMAUN DIBAWA		147,477	2,331	2,900	52,848	7,595	10,250	905	12,546	236,852
Pada 1 Januari 2008										
Pada 31 Disember 2008/										
Pada 1 Januari 2009		147,340	2,195	2,660	51,737	11,153	12,592	9,335	19,185	256,197
Pada 31 Disember 2009		146,403	2,058	2,420	57,794	11,992	12,966	4,661	31,739	270,033

BANK	Nota	Komponen utama		Komponen utama penyaman udara RM'000	Loji dan peralatan RM'000	Perabot dan kelengkapan RM'000	Kenderaan bermotor RM'000	Kerja dalam proses RM'000	Pembaharuan RM'000	Jumlah RM'000
		Bangunan RM'000	Komponen lif RM'000							
KOS		205,276	3,297	4,233	267,525	68,255	21,408	905	86,267	667,166
Pada 1 Januari 2008										
Tambahan		-	-	-	18,809	5,572	3,736	9,334	9,423	46,874
Pengelasan semula		-	-	-	900	-	-	(892)	(8)	-
Hapus kira		-	-	-	(20,223)	(37)	(193)	-	-	(20,453)
Pelarasan		-	-	-	-	-	-	(12)	-	(12)
Pelupusan		-	-	-	-	-	(474)	-	-	(474)
Rizab		-	-	-	-	-	(132)	-	-	(132)
Pada 31 Disember 2008/										
Pada 1 Januari 2009		205,276	3,297	4,233	267,011	73,790	24,345	9,335	95,682	682,969
Tambahan		-	-	-	24,265	3,606	3,598	4,661	17,348	53,478
Pengelasan semula		-	-	-	3,264	41	-	(3,270)	(35)	-
Hapus kira		-	-	-	(8,495)	(15,765)	(187)	(6,065)	(537)	(31,049)
Pelarasan		-	-	-	-	(28)	(1,590)	-	-	(1,618)
Pelupusan		-	-	-	-	(397)	(4,875)	-	-	(5,272)
Pada 31 Disember 2009		205,276	3,297	4,233	286,045	61,247	21,291	4,661	112,458	698,508

NOTA KEPADA PENYATA KEWANGAN

31 DISEMBER 2009

14. HARTANAH, LOJI DAN KELENGKAPAN (Sambungan)

BANK	NOTA	Komponen					Kerja dalam proses RM'000	Pengubahsuaian RM'000	Jumlah RM'000	
		Bangunan RM'000	Komponen utama lif RM'000	Komponen utama penyaman udara RM'000	Loji dan peralatan RM'000	Perabot dan kelengkapan RM'000				Kenderaan bermotor RM'000
Pada 1 Januari 2008										
Susut nilai terkumpul		52,054	966	1,333	218,638	60,903	11,205	-	73,957	419,056
Kerugian kejejasan terkumpul		5,744	-	-	-	-	-	-	-	5,744
Susut nilai bagi tahun	30	4,111	136	240	19,020	2,363	1,223	-	4,174	31,267
Pengelasan semula		-	-	-	8	-	-	-	(8)	-
Pelupusan		-	-	-	-	-	(474)	-	-	(474)
Hapus kira		-	-	-	(20,199)	(37)	(175)	-	-	(20,411)
Pada 31 Disember 2008/ Pada 1 Januari 2009										
Susut nilai terkumpul		56,165	1,102	1,573	217,467	63,229	11,779	-	78,123	429,438
Kerugian kejejasan terkumpul		5,744	-	-	-	-	-	-	-	5,744
Susut nilai bagi tahun	30	4,111	137	240	21,821	3,015	1,159	-	5,408	35,891
Pengelasan semula		-	-	-	-	-	-	-	-	-
Kerugian kejejasan	33	380	-	-	-	-	-	-	-	380
Masuk kira semula kerugian kejejasan	33	(4,666)	-	-	-	-	-	-	-	(4,666)
Kesan FRS terhadap nilai dilupuskan		-	-	-	-	-	1,145	-	-	1,145
Pelupusan		-	-	-	-	(353)	(4,275)	-	-	(4,628)
Hapus kira		-	-	-	(7,972)	(15,765)	(168)	-	(537)	(24,442)
Pelarasan		-	-	-	(6)	(17)	(938)	-	(3)	(964)
Pada 31 Disember 2009										
Susut nilai terkumpul		60,276	1,239	1,813	231,310	50,109	8,702	-	82,991	436,440
Kerugian kejejasan terkumpul		1,458	-	-	-	-	-	-	-	1,458
		61,734	1,239	1,813	231,310	50,109	8,702	-	82,991	437,898

14. HARTANAH, LOJI DAN KELENGKAPAN (Sambungan)

BANK	AMAUN DIBAWA	Nota	Komponen					Kerja dalam proses RM'000	Pengubahsuaian RM'000	Jumlah RM'000	
			Bangunan RM'000	Komponen utama lif RM'000	Komponen utama penyaman udara RM'000	Loji dan peralatan RM'000	Perabot dan kelengkapan RM'000				Kenderaan bermotor RM'000
			147,478	2,331	2,900	48,887	7,352	10,203	905	12,310	232,366
Pada 1 Januari 2008											
			143,367	2,195	2,660	49,544	10,561	12,566	9,335	17,559	247,787
Pada 31 Disember 2008/ Pada 1 Januari 2009											
			143,542	2,058	2,420	54,735	11,138	12,589	4,661	29,467	260,610
Pada 31 Disember 2009											



NOTA KEPADA PENYATA KEWANGAN

31 DISEMBER 2009

15. PAJAKAN PRABAYAR

KUMPULAN	NOTA	Tanah pegangan pajak RM'000	Jumlah RM'000
KOS			
Pada 1 Januari 2008		99,867	99,867
Pindah ke hartanah pelaburan		-	-
Pelupusan		-	-
Pengelasan semula daripada hartanah, loji dan kelengkapan		-	-
Pada 31 Disember 2008 / 1 Januari 2009		99,867	99,867
Pindah ke hartanah pelaburan		-	-
Pelupusan		-	-
Pengelasan semula daripada hartanah, loji dan kelengkapan	14	1,078	1,078
Pada 31 Disember 2009		100,945	100,945
SUSUTNILAI DAN KERUGIAN KEJEJASAN			
Pada 1 Januari 2008		13,253	13,253
Pindahan ke hartanah pelaburan		-	-
Caj susut nilai bagi tahun	30	1,061	1,061
Pelupusan		-	-
Pengelasan semula daripada hartanah, loji dan kelengkapan		-	-
Pada 31 Disember 2008 / 1 Januari 2009		14,314	14,314
Pengelasan semula daripada hartanah, loji dan kelengkapan	14	23	23
Caj susut nilai bagi tahun	30	1,084	1,084
Pada 31 Disember 2009		15,421	15,421
NILAI BUKU BERSIH			
Pada 1 Januari 2008		86,614	86,614
Pada 31 Disember 2008 / 1 Januari 2009		85,553	85,553
Pada 31 Disember 2009		85,524	85,524

15. PAJAKAN PRABAYAR (Sambungan)

BANK		Tanah pegangan pajak RM'000	Jumlah RM'000
KOS	NOTA		
Pada 1 Januari 2008		99,867	99,867
Pindah ke hartanah pelaburan		-	-
Pelupusan		-	-
Pengelasan semula daripada hartanah, loji dan kelengkapan		-	-
Pada 31 Disember 2008 / 1 Januari 2009		99,867	99,867
Pindah ke hartanah pelaburan		-	-
Pelupusan		-	-
Pengelasan semula daripada hartanah, loji dan kelengkapan		-	-
Pada 31 Disember 2009		99,867	99,867
SUSUTNILAI DAN KERUGIAN KEJEJASAN			
Pada 1 Januari 2008		13,253	13,253
Pindahan ke hartanah pelaburan		-	-
Caj susut nilai bagi tahun	30	1,061	1,061
Pelupusan		-	-
Pengelasan semula daripada hartanah, loji dan kelengkapan		-	-
Pada 31 Disember 2008 / 1 Januari 2009		14,314	14,314
Caj susut nilai bagi tahun	30	1,061	1,061
Pada 31 Disember 2009		15,375	15,375
NILAI BUKU BERSIH			
Pada 1 Januari 2008		86,614	86,614
Pada 31 Disember 2008 / 1 Januari 2009		85,553	85,553
Pada 31 Disember 2009		84,492	84,492



NOTA KEPADA PENYATA KEWANGAN

31 DISEMBER 2009

16. HARTANAH PELABURAN

KUMPULAN/BANK					Komponen utama penyaman udara	
KOS	NOTA	Tanah RM'000	Bangunan RM'000	Komponen utama lif RM'000	RM'000	Jumlah RM'000
Pada 1 Januari 2008		873	25,586	820	3,639	30,918
Pindahan daripada pajakan prabayar	14	-	-	-	-	-
Pada 31 Disember 2008/ Pada 1 Januari 2009		873	25,586	820	3,639	30,918
Pindahan daripada pajakan prabayar	15	-	-	-	-	-
Pengelasan semula		-	-	-	-	-
Pada 31 Disember 2009		873	25,586	820	3,639	30,918
SUSUTNILAI DAN KERUGIAN KEJEJASAN						
Pada 1 Januari 2008		211	4,447	169	811	5,638
Pindahan daripada pajakan prabayar		-	-	-	-	-
Susutnilai tahun semasa	30	9	512	31	174	726
Pengelasan semula		-	-	-	-	-
Pada 31 Disember 2008/ Pada 1 Januari 2009		220	4,959	200	985	6,364
Pindahan daripada pajakan prabayar	15	-	-	-	-	-
Susutnilai tahun semasa	30	9	512	31	174	726
Pengelasan semula		-	-	-	-	-
Pada 31 Disember 2009		229	5,471	231	1,159	7,090
NILAI BUKU BERSIH						
Pada 1 Januari 2008		662	21,139	651	2,828	25,280
Pada 31 Disember 2008/ Pada 1 Januari 2009		653	20,627	620	2,654	24,554
Pada 31 Disember 2009		644	20,115	589	2,480	23,828
NILAI SAKSAMA KESELURUHAN						RM'000
Pada 1 Januari 2009 / 31 Disember 2009						31,504

16. HARTANAH PELABURAN (Sambungan)

Pendapatan sewa yang diterima daripada hartanah pelaburan ini adalah seperti berikut:

	KUMPULAN/BANK	
	2009 RM'000	2008 RM'000
Pendapatan sewaan	1,100	1,006

17. DEPOSIT DARIPADA PELANGGAN

	KUMPULAN		BANK	
	2009 RM'000	2008 RM'000	2009 RM'000	2008 RM'000
(i) Mengikut jenis deposit				
Deposit simpanan	5,930,278	5,718,995	5,933,506	5,719,084
Deposit tetap	8,957,714	8,201,758	8,960,729	8,201,758
Lain-lain	1,291,641	989,271	1,291,641	989,271
	16,179,633	14,910,024	16,185,876	14,910,113
(ii) Mengikut jenis pelanggan				
Kerajaan dan badan berkanun	1,810,609	1,434,899	1,810,609	1,434,899
Perusahaan perniagaan	3,225,816	3,043,814	3,232,059	3,043,903
Deposit pelaburan perseorangan	11,077,288	10,291,478	11,077,288	10,291,478
Lain-lain	65,920	139,833	65,920	139,833
	16,179,633	14,910,024	16,185,876	14,910,113

18. DEPOSIT DAN PELETAKAN BANK DAN INSTITUSI KEWANGAN LAIN

	KUMPULAN		BANK	
	2009 RM'000	2008 RM'000	2009 RM'000	2008 RM'000
Bank-bank berlesen	242,800	–	242,800	–
Institusi kewangan lain	562,278	493,634	562,278	507,859
	805,078	493,634	805,078	507,859



NOTA KEPADA PENYATA KEWANGAN

31 DISEMBER 2009

19. PENDAPATAN TERTUNDA

	KUMPULAN/BANK	
	2009 RM'000	2008 RM'000
Baki pada 1 Januari	69,900	–
Penerimaan geran dari Kerajaan	–	69,900
	69,900	69,900
Tolak: Pindahan ke pendapatan penerimaan geran		
Perbelanjaan perkhidmatan pakar runding	(980)	–
	(980)	–
Baki pada 31 Disember	68,920	69,900

Surat Kementerian Kewangan bertarikh 30 Julai 2008 menyatakan geran tersebut adalah untuk pembiayaan projek menaik taraf infrastruktur teknologi maklumat BSN khususnya “Core Banking System”. Bayaran sebanyak RM69.9 juta telah diterima melalui rentas pada 6 Oktober 2008.

20. PINJAMAN DARIPADA INSTITUSI

	KUMPULAN/BANK	
	2009 RM'000	2008 RM'000
Pinjaman daripada Bank Negara Malaysia	12,622	–

Pinjaman ini diberikan oleh Bank Negara Malaysia untuk tujuan pembiayaan produk Pinjaman Mikro Kewangan iaitu Teman Mesra. Pinjaman ini dikenakan kadar faedah tetap 1.5% setahun, yang perlu dibayar setengah tahunan pada bulan Jun dan Disember setiap tahun selama 5 tahun.

21. LIABILITI-LIABILITI LAIN

	KUMPULAN		BANK	
	2009 RM'000	2008 RM'000	2009 RM'000	2008 RM'000
Faedah yang perlu dibayar	117,378	142,362	117,378	142,362
Pelbagai yang perlu dibayar	147,533	152,935	100,064	98,302
Akruan	66,607	44,938	66,607	44,843
Bayaran balik pinjaman terdahulu	140,393	123,579	140,393	123,579
Rizab penyamaan untung (Nota 41(j))	126,700	95,339	126,700	95,339
Dividen ke atas Sijil Simpanan Premium yang perlu dibayar	6,007	5,629	6,007	5,629
Amaun terhutang kepada syarikat berkaitan	-	5	-	-
	604,618	564,787	557,149	510,054

22. PERUNTUKAN UNTUK CUKAI DAN ZAKAT/(CUKAI BOLEH-PULIH)

	KUMPULAN		BANK	
	2009 RM'000	2008 RM'000	2009 RM'000	2008 RM'000
Pada awal tahun semasa				
- cukai	23,867	15,054	23,867	14,946
- zakat	3,317	1,460	3,317	1,460
Bayaran pada tahun semasa				
- cukai	(121,791)	(80,722)	(121,637)	(80,513)
- zakat	(2,757)	(1,200)	(2,757)	(1,200)
Lebihan peruntukan cukai tahun lepas	(638)	-	(638)	-
Peruntukan untuk tahun semasa				
- cukai	138,495	89,535	136,831	89,434
- zakat	4,615	3,057	4,615	3,057
	17,924	10,670	16,414	10,778
Pada akhir tahun semasa				
- cukai	39,933	23,867	38,423	23,867
- zakat	5,175	3,317	5,175	3,317
	45,108	27,184	43,598	27,184
Tolak: Cukai boleh-pulih	(14,431)	(14,388)	(14,171)	(14,171)
	30,677	12,796	29,427	13,013



NOTA KEPADA PENYATA KEWANGAN

31 DISEMBER 2009

23. ASET/(LIABILITI) CUKAI TERTUNDA

Aset dan liabiliti cukai tertunda diimbangi apabila terdapat hak yang boleh dikuatkuasakan dari segi perundangan untuk menolak selesai aset cukai semasa terhadap liabiliti cukai semasa dan apabila cukai pendapatan tertunda berkait dengan pihak berkuasa yang sama. Aset dan liabiliti cukai tertunda bersih yang ditunjukkan dalam lembaran imbalan selepas tolak selesai sewajarnya adalah seperti berikut:

KUMPULAN	ASET		LIABILITI		JUMLAH BERSIH	
	2009 RM'000	2008 RM'000	2009 RM'000	2008 RM'000	2009 RM'000	2008 RM'000
Hartanah, loji dan kelengkapan	–	–	(17,287)	(14,952)	(17,287)	(14,952)
Pinjaman, pendahuluan dan pembiayaan	53,056	44,909	–	–	53,056	44,909
Sekuriti tersedia untuk jualan	3,707	9,051	–	–	3,707	9,051
Liabiliti-liabiliti lain	51,676	35,371	–	–	51,676	35,371
Lain-lain	–	623	–	(1,992)	–	(1,369)
Cukai bersih aset/(liabiliti)	108,439	89,954	(17,287)	(16,944)	91,152	73,010

BANK	ASET		LIABILITI		JUMLAH BERSIH	
	2009 RM'000	2008 RM'000	2009 RM'000	2008 RM'000	2009 RM'000	2008 RM'000
Hartanah, loji dan kelengkapan	–	–	(17,269)	(14,934)	(17,269)	(14,934)
Pinjaman, pendahuluan dan pembiayaan	53,056	44,909	–	–	53,056	44,909
Sekuriti tersedia untuk jualan	3,707	9,051	–	–	3,707	9,051
Liabiliti-liabiliti lain	48,504	35,371	–	–	48,504	35,371
Lain-lain	–	623	–	(1,992)	–	(1,369)
Cukai bersih aset/(liabiliti)	105,267	89,954	(17,269)	(16,926)	87,998	73,028

23. ASET/(LIABILITI) CUKAI TERTUNDA (Sambungan)

Komponen dan pergerakan dalam aset dan liabiliti cukai tertunda sepanjang tahun kewangan adalah seperti berikut:

KUMPULAN	Pada 1 Januari 2008 RM'000	Diiktiraf dalam penyata pendapatan RM'000	Diiktiraf dalam ekuiti RM'000	Pada 31 Disember 2008 RM'000	Diiktiraf dalam penyata pendapatan RM'000	Diiktiraf dalam ekuiti RM'000	Pada 31 Disember 2009 RM'000
Hartanah, loji dan kelengkapan	(16,226)	1,274	–	(14,952)	(2,335)	–	(17,287)
Pinjaman, pendahuluan dan pembiayaan	40,049	4,860	–	44,909	8,147	–	53,056
Sekuriti tersedia untuk jualan	–	–	9,051	9,051	–	(5,344)	3,707
Liabiliti-liabiliti lain	11,752	23,619	–	35,371	16,305	–	51,676
Lain-lain	645	(2,014)	–	(1,369)	1,369	–	–
	36,220	27,739	9,051	73,010	23,486	(5,344)	91,152

BANK	Pada 1 Januari 2008 RM'000	Diiktiraf dalam penyata pendapatan RM'000	Diiktiraf dalam ekuiti RM'000	Pada 31 Disember 2008 RM'000	Diiktiraf dalam penyata pendapatan RM'000	Diiktiraf dalam ekuiti RM'000	Pada 31 Disember 2009 RM'000
Hartanah, loji dan kelengkapan	(16,205)	1,271	–	(14,934)	(2,335)	–	(17,269)
Pinjaman, pendahuluan dan pembiayaan	40,049	4,860	–	44,909	8,147	–	53,056
Sekuriti tersedia untuk jualan	–	–	9,051	9,051	–	(5,344)	3,707
Liabiliti-liabiliti lain	11,752	23,619	–	35,371	13,133	–	48,504
Lain-lain	645	(2,014)	–	(1,369)	1,369	–	–
	36,241	27,736	9,051	73,028	20,314	(5,344)	87,998



NOTA KEPADA PENYATA KEWANGAN

31 DISEMBER 2009

24. HASIL

Hasil terdiri daripada semua jenis hasil yang diperolehi daripada pemberian pinjaman, pelaburan perbendaharaan dan aktiviti-aktiviti perbankan lain yang dijalankan oleh Bank.

	KUMPULAN		BANK	
	2009 RM'000	2008 RM'000	2009 RM'000	2008 RM'000
Pendapatan faedah (Nota 25)	596,004	583,050	592,847	580,314
Pendapatan fi dan komisen (Nota 27)	229,746	198,537	76,811	83,293
Pendapatan daripada operasi perbankan Islam (Nota 41)	503,764	357,563	503,764	357,563
Pendapatan operasi lain	69,926	35,762	35,474	19,518
	1,399,440	1,174,912	1,208,896	1,040,688

25. PENDAPATAN FAEDAH

	KUMPULAN		BANK	
	2009 RM'000	2008 RM'000	2009 RM'000	2008 RM'000
Pinjaman dan pendahuluan				
Pendapatan faedah selain pemulihan daripada pinjaman tak berbayar	383,764	366,212	383,764	366,212
Pemulihan daripada pinjaman tak berbayar	11,193	11,155	11,193	11,155
Wang panggilan dan deposit di bank dan institusi kewangan lain	12,255	12,262	12,171	11,894
Sekuriti pelaburan:				
Dipegang hingga matang	175,375	188,148	172,302	185,780
Tersedia untuk jualan	17,879	10,770	17,879	10,770
	600,466	588,547	597,309	585,811
Pelunasan premium tolak pertambahan diskaun bersih	11,609	11,599	11,609	11,599
Faedah tergantung bersih	(16,071)	(17,096)	(16,071)	(17,096)
Jumlah pendapatan faedah	596,004	583,050	592,847	580,314

26. BELANJA FAEDAH

	KUMPULAN		BANK	
	2009 RM'000	2008 RM'000	2009 RM'000	2008 RM'000
Deposit daripada pelanggan	79,819	85,517	80,002	85,799
Deposit dan peletakan bank dan institusi kewangan lain	78,850	107,049	78,850	107,049
Lain-lain	17,901	16,458	17,901	16,458
	176,570	209,024	176,753	209,306

27. PENDAPATAN FI DAN KOMISEN

	KUMPULAN		BANK	
	2009 RM'000	2008 RM'000	2009 RM'000	2008 RM'000
Caj dan fi perkhidmatan	224,800	181,511	64,538	63,005
Pendapatan fi yang lain	4,946	17,026	12,273	20,288
	229,746	198,537	76,811	83,293



NOTA KEPADA PENYATA KEWANGAN

31 DISEMBER 2009

28. PENDAPATAN OPERASI LAIN

	KUMPULAN		BANK	
	2009 RM'000	2008 RM'000	2009 RM'000	2008 RM'000
<i>Laba ke atas pelupusan sekuriti pelaburan</i>				
Sekuriti tersedia untuk jualan	4,608	1,995	4,608	1,995
Sekuriti pegangan matang	–	104	–	104
Sekuriti dipegang untuk dagangan	4,125	413	4,125	413
<i>Pendapatan/(Kerugian) pelaburan lain</i>				
Sekuriti dipegang untuk dagangan	–	(12,887)	–	(12,887)
<i>Pendapatan dividen kasar</i>				
Disebutharga di Malaysia				
Sekuriti tersedia untuk jualan	3,702	5,320	3,702	5,320
Tidak disebutharga di Malaysia				
Sekuriti pegangan matang	2,151	4,264	2,111	4,263
<i>Pendapatan lain</i>				
Laba bersih ke atas mata wang pertukaran asing	1,976	–	1,976	–
Laba bersih ke atas pelupusan hartanah, loji dan kelengkapan	3,593	44	3,594	44
Laba bersih ke atas pelupusan anak syarikat	–	(5)	–	6,674
Pendapatan sewaan	2,081	5,931	2,213	6,069
Lain-lain	47,690	30,583	13,145	7,523
	69,926	35,762	35,474	19,518

29. BELANJA PERSONEL

	KUMPULAN		BANK	
	2009 RM'000	2008 RM'000	2009 RM'000	2008 RM'000
Gaji dan upah	167,688	152,770	158,259	145,104
Elaun dan bonus	54,196	37,773	53,645	37,303
Kos keselamatan sosial	2,683	2,467	2,676	2,462
Kos pencen - pelan sumbangan tertentu	29,850	24,590	29,021	23,782
Belanja lain berkaitan dengan kakitangan	48,350	36,479	47,544	35,922
	302,767	254,079	291,145	244,573

Termasuk dalam belanja personel untuk Kumpulan dan Bank adalah imbuhan pengarah, masing-masing berjumlah RM833,000 (2008: RM800,000) dan RM666,000 (2008: RM687,000), seperti yang dinyatakan selanjutnya dalam Nota 31.

30. OVERHED LAIN

	KUMPULAN		BANK	
	2009 RM'000	2008 RM'000	2009 RM'000	2008 RM'000
Promosi dan pemasaran:				
Iklan dan publisiti	14,883	9,943	12,393	9,664
Kos penubuhan				
Sewa premis	15,980	13,958	15,445	13,642
Susut nilai (Nota 14,15 & 16)	40,327	35,562	37,678	33,054
Belanja pemprosesan data elektronik	18,332	17,191	17,847	16,855
Sewa kelengkapan	4,866	4,589	4,866	4,589
Belanja am				
Fi juruaudit	449	345	195	195
Faedah subsidi ke atas pinjaman kakitangan*	116	1,089	116	1,089
Bayaran ganti untuk pembiayaan mikro kredit**	(9,024)	(31,632)	(9,024)	(31,632)
Hartanah, loji dan kelengkapan dihapus kira	6,654	44	6,654	44
Belanja komisen	103,482	77,640	2,258	–
Belanja sumber luar	36,666	35,495	2,869	–
Lain-lain	103,244	93,953	75,604	78,076
	335,975	258,177	166,901	125,576

* Ini berkaitan dengan faedah yang disubsidi oleh Bank bagi pinjaman yang diberikan oleh Kerajaan kepada pekerja Bank.

** Ini berkaitan dengan belanja yang dikeluarkan untuk pembiayaan mikro kredit. Butiran ini dibayar ganti oleh Kerajaan pada kadar 8.45% setahun di atas baki pinjaman yang belum selesai.



NOTA KEPADA PENYATA KEWANGAN

31 DISEMBER 2009

31. GANJARAN PERSONEL PENGURUSAN UTAMA

	KUMPULAN		BANK	
	2009 RM'000	2008 RM'000 (Dinyatakan Semula)	2009 RM'000	2008 RM'000
Pengarah				
Manfaat jangka pendek	833	800	666	687
	833	800	666	687
Manfaat lain pekerja jangka pendek (termasuk anggaran nilai monetari)	300	181	130	79
	1,133	981	796	766
Personel pengurusan utama yang lain:				
Manfaat pekerja jangka pendek	3,354	3,410	976	977
Manfaat pekerja jangka panjang	78	607	–	–
	3,432	4,017	976	977
	4,565	4,998	1,772	1,743

32. PERUNTUKAN UNTUK KERUGIAN KE ATAS PINJAMAN DAN PEMBIAYAAN

	KUMPULAN/BANK	
	2009 RM'000	2008 RM'000
Peruntukan untuk hutang lapuk dan ragu bagi pinjaman dan pembiayaan		
Peruntukan am		
Diperuntukkan dalam tahun semasa (Nota 10)	39,879	35,987
Pindahan ke peruntukan khusus (Nota 10)	(7,291)	(10,386)
Peruntukan khusus		
Diperuntukkan dalam tahun (Nota 10)	96,537	74,983
Dimasuk kira semula (Nota 10)	(59,622)	(57,208)
Pindahan dari peruntukan am (Nota 10)	7,291	10,386
Bayaran ganti untuk mikro kredit	(149,970)	(46,996)
Hutang lapuk (terpulihan)/dihapus kira		
Terpulihan	(6,291)	(5,228)
Dihapus kira	12,033	7,412
	(67,434)	8,950

33. KEJEJASAN MASUK KIRA SEMULA/(KERUGIAN)

	KUMPULAN		BANK	
	2009 RM'000	2008 RM'000	2009 RM'000	2008 RM'000
Kejejasan kerugian bagi pelaburan dalam anak-anak syarikat	-	(730)	-	-
Kejejasan kerugian bagi pelaburan dalam saham siar harga	-	(30,000)	-	(30,000)
Kerugian kejejasan ke atas hartanah, loji dan kelengkapan (Nota 14)	(380)	-	(380)	-
Kejejasan masuk kira semula ke atas hartanah, loji dan kelengkapan (Nota 14)	4,666	-	4,666	-
	4,286	(30,730)	4,286	(30,000)

34. BELANJA CUKAI

	KUMPULAN		BANK	
	2009 RM'000	2008 RM'000	2009 RM'000	2008 RM'000
Belanja cukai				
Tahun semasa	138,495	89,538	136,831	89,434
Tahun sebelumnya	(638)	-	(638)	-
	137,857	89,538	136,193	89,434
Belanja cukai tertunda				
Permulaan dan penarikbalikan perbezaan sementara				
Tahun semasa	(23,576)	(29,184)	(20,404)	(29,181)
Tahun sebelumnya	90	1,445	90	1,445
	114,371	61,799	115,879	61,698



NOTA KEPADA PENYATA KEWANGAN

31 DISEMBER 2009

34. BELANJA CUKAI (Sambungan)

	KUMPULAN	
	2009 RM'000	2008 RM'000
Untung sebelum cukai	479,435	227,253
Pencukaaian pada kadar cukai berkanun Malaysia sebanyak 25% (2008: 26%)	119,859	59,086
Kesan pendapatan tidak tertakluk kepada cukai	(7,904)	(1,148)
Kesan belanja tidak boleh dipotong untuk tujuan cukai	2,602	2,317
Kesan perubahan sementara yang tak diiktiraf	670	(2,124)
Kesan ke atas perubahan kadar cukai	9	(859)
(Perbelanjaan)/Pendapatan tertakluk kepada cukai pada Bank tetapi dihapuskan pada kumpulan	(317)	3,437
Butiran lain	-	(355)
	114,919	60,354
Lebihan peruntukan cukai tahun sebelumnya	(638)	-
Kurangan cukai aset tertunda tahun sebelumnya	90	1,445
Belanja cukai untuk tahun semasa	114,371	61,799

	BANK	
	2009 RM'000	2008 RM'000
Untung sebelum cukai	467,050	233,002
Pencukaaian pada kadar cukai berkanun Malaysia sebanyak 25% (2008: 26%)	116,763	60,581
Kesan pendapatan tidak tertakluk kepada cukai	(2,835)	(1,148)
Kesan belanja tidak boleh dipotong untuk tujuan cukai	2,499	1,649
Kesan ke atas perubahan kadar cukai	-	(829)
	116,427	60,253
Lebihan peruntukan cukai tahun sebelumnya	(638)	-
Kurangan cukai aset tertunda tahun sebelumnya	90	1,445
Belanja cukai untuk tahun semasa	115,879	61,698

35. URUSNIAGA PIHAK BERKAITAN

Pihak-pihak adalah dianggap berkaitan sekiranya satu pihak mempunyai keupayaan untuk mengawal pihak yang satu lagi atau melaksanakan pengaruh besar terhadap pihak yang satu lagi dalam membuat keputusan kewangan atau operasi, atau mana-mana pihak mengawal kedua-duanya. Pihak-pihak yang berkaitan Kumpulan dan Bank adalah seperti berikut:

(i) Syarikat-syarikat subsidiari

Butir-butir syarikat-syarikat subsidiari adalah dinyatakan dalam Nota 12.

(ii) Syarikat bersekutu

Syarikat bersekutu adalah entiti yang Kumpulan mempunyai pengaruh besar tetapi bukan kuasa, dan ia secara amnya memegang kepentingan sebanyak 20% hingga 50% dalam entiti tersebut seperti yang dinyatakan dalam Nota 13.

(iii) Kakitangan pengurusan utama

Kakitangan pengurusan utama adalah ditakrifkan sebagai mereka yang mempunyai kuasa dan tanggungjawab untuk merancang, memberi arahan dan mengawal aktiviti-aktiviti Kumpulan dan Bank sama ada secara langsung atau tidak langsung. Kakitangan pengurusan utama Kumpulan dan Bank termasuk Pengarah-pengarah eksekutif dan Pengarah-pengarah bukan eksekutif Bank dan ahli pengurusan kanan Bank yang tertentu dan ketua-ketua syarikat-syarikat subsidiari yang utama Kumpulan.

(iv) Syarikat-syarikat yang mempunyai kepentingan kewangan

Ini adalah entiti yang mana Bank mempunyai pembiayaan yang besar di dalam entiti sedemikian terletak secara langsung atau tidak langsung dengan Kumpulan dan Bank. Entiti yang mempunyai kepentingan kewangan adalah Koperasi Kakitangan Bank Simpanan Nasional Berhad (KOBANAS).

a) Urus niaga penting Kumpulan dan Bank dengan pihak yang berkaitan dengannya adalah seperti berikut:

KUMPULAN	Syarikat bersekutu		Syarikat yang mempunyai kepentingan kewangan	
	2009 RM'000	2008 RM'000	2009 RM'000	2008 RM'000
Pendapatan diperoleh:				
Faedah ke atas pinjaman dan pendahuluan	635	865	232	265
	635	865	232	265



NOTA KEPADA PENYATA KEWANGAN

31 DISEMBER 2009

35. URUSNIAGA PIHAK BERKAITAN (Sambungan)

(iv) Syarikat-syarikat yang mempunyai kepentingan kewangan (sambungan)

a) Urus niaga penting Kumpulan dan Bank dengan pihak yang berkaitan dengannya adalah seperti berikut: (sambungan)

BANK	Syarikat-syarikat subsidiari		Syarikat bersekutu		Syarikat yang mempunyai kepentingan kewangan	
	2009 RM'000	2008 RM'000	2009 RM'000	2008 RM'000	2009 RM'000	2008 RM'000
Pendapatan diperoleh:						
Faedah ke atas pinjaman dan pendahuluan	-	-	635	865	232	265
Pendapatan komisyen yang diterima	7,327	3,262	-	-	-	-
Pendapatan sewaan	132	138	-	-	-	-
	7,459	3,400	635	865	232	265
Perbelanjaan ditanggung:						
Faedah ke atas deposit dan peletakan	183	282	-	-	-	-
	183	282	-	-	-	-

b) Baki-baki belum jelas penting Kumpulan dan Bank dengan pihak yang berkaitan dengannya adalah seperti berikut:

KUMPULAN	Syarikat bersekutu		Syarikat yang mempunyai kepentingan kewangan	
	2009 RM'000	2008 RM'000	2009 RM'000	2008 RM'000
Amaun terhutang oleh pihak yang berkaitan:				
Pinjaman dan pendahuluan	32,812	33,215	5,005	4,858
Tolak: Peruntukan	(32,106)	(33,215)	-	-
	706	-	5,005	4,858

35. URUSNIAGA PIHAK BERKAITAN (Sambungan)

(iv) Syarikat-syarikat yang mempunyai kepentingan kewangan (sambungan)

- b) Baki-baki belum jelas penting Kumpulan dan Bank dengan pihak yang berkaitan dengannya adalah seperti berikut: (sambungan)

BANK	Syarikat-syarikat subsidiari		Syarikat bersekutu		Syarikat yang mempunyai kepentingan kewangan	
	2009 RM'000	2008 RM'000	2009 RM'000	2008 RM'000	2009 RM'000	2008 RM'000
Amaun terhutang oleh pihak yang berkaitan:						
Pinjaman dan pendahuluan	–	–	31,545	33,215	5,005	4,858
Faedah belum terima	–	–	1,267	–	–	–
Perbelanjaan yang dibayar bagi pihak	–	27	–	–	–	–
	–	27	32,812	33,215	5,005	4,858
Amaun terhutang kepada pihak yang berkaitan:						
Deposit dan peletakan diterima	6,243	14,314	–	–	–	–
	6,243	14,314	–	–	–	–

- c) Tiada pemberian pinjaman kepada pengarah-pengarah Bank. Pinjaman yang dibuat kepada kakitangan pengurusan utama Kumpulan dan Bank adalah berdasarkan terma dan syarat yang serupa yang biasanya disediakan kepada kakitangan lain di dalam Kumpulan.

Semua urusan niaga pihak berkaitan adalah dijalankan berdasarkan urusan niaga tulus dan atas syarat-syarat perdagangan biasa yang tidak lebih menguntungkan daripada yang lazimnya disediakan kepada orang ramai.

Tiada peruntukan telah diiktiraf berkenaan dengan pinjaman yang diberi kepada kakitangan pengurusan utama (2008: RM tiada).

Ganjaran dan manfaat lain kepada kakitangan pengurusan utama Kumpulan dan Bank adalah dinyatakan dalam nota 31.

36. KOMITMEN DAN HAL LUAR JANGKA

KUMPULAN/BANK	2009			2008		
	Amaun Prinsipal RM'000	Amaun setara kredit* RM'000	Amaun berlawanan risiko RM'000	Amaun Prinsipal RM'000	Amaun setara kredit* RM'000	Amaun berlawanan risiko RM'000
Komitmen tak boleh batal untuk memberikan kredit:						
Matang tidak melebihi satu tahun	8,770	-	-	8,193	-	-
Matang melebihi satu tahun	309,150	154,575	77,288	396,739	198,370	99,185
	317,920	154,575	77,288	404,932	198,370	99,185
Liabiliti bersyarat:						
Amaun dijamin oleh Bank	484	242	242	481	241	241
	318,404	154,817	77,530	405,413	198,611	99,426

* Amaun setara kredit didapati dengan menggunakan faktor penukaran kredit menurut Garis Panduan Bank Negara Malaysia.



NOTA KEPADA PENYATA KEWANGAN

31 DISEMBER 2009

37. RISIKO KADAR FAEDAH/KEUNTUNGAN

BANK	Sehingga 1 bulan RM'000	> 1 bulan - 1 tahun RM'000	> 1 - 5 tahun RM'000	Melebihi 5 tahun RM'000	Tidak sensitif faedah RM'000	Peruntukan RM'000	Jumlah RM'000	Kadar faedah purata % setahun
Pada 31 Disember 2009								
Aset								
Wang tunai dan dana jangka pendek	982,894	-	-	-	391,740	-	1,374,634	2.00%
Deposit dan peletakan dengan bank dan institusi kewangan lain	-	45,000	-	-	-	-	45,000	2.50%
Sekuriti dipegang untuk dagangan	-	-	-	-	-	-	-	-
Sekuriti tersedia untuk jualan	-	-	373,209	593,019	162,773	-	1,129,001	3.49%
Sekuriti dipegang hingga matang	271,723	628,410	3,272,632	2,139,177	-	-	6,311,943	3.75%
Pinjaman, pendahuluan & pembiayaan	11,549	209,442	1,092,071	8,537,446	-	(630,468)	9,220,040	8.29%
Aset-aset lain	-	-	-	-	153,281	-	153,281	-
Cukai boleh pulih	-	-	-	-	14,171	-	14,171	-
Pelaburan dalam anak-anak syarikat	-	-	-	-	32,000	-	32,000	-
Pelaburan dalam syarikat bersekutu	-	-	-	-	609	-	609	-
Hartanah, loji dan kelengkapan	-	-	-	-	260,610	-	260,610	-
Pajakan prabayar	-	-	-	-	84,492	-	84,492	-
Hartanah pelaburan	-	-	-	-	23,828	-	23,828	-
Aset cukai tertunda	-	-	-	-	87,998	-	87,998	-
Jumlah aset	1,266,166	882,852	4,737,912	11,269,643	1,211,502	(630,468)	18,737,607	



NOTA KEPADA PENYATA KEWANGAN

31 DISEMBER 2009

37. RISIKO KADAR FAEDAH/KEUNTUNGAN (Sambungan)

BANK	Sehingga 1 bulan RM'000	> 1 bulan - 1 tahun RM'000	> 1 - 5 tahun RM'000	Melebihi 5 tahun RM'000	Tidak sensitif faedah RM'000	Peruntukan RM'000	Jumlah RM'000	Kadar faedah purata % setahun
Pada 31 Disember 2009								
Liabiliti								
Deposit daripada pelanggan	9,223,201	6,962,675	-	-	-	-	16,185,876	2.02%
Deposit dan peletakan bank dan institusi kewangan lain	-	805,078	-	-	-	-	805,078	2.75%
Pendapatan tertunda	-	-	-	-	68,920	-	68,920	
Pinjaman daripada institusi	-	-	12,622	-	-	-	12,622	
Liabiliti-liabiliti lain	-	-	-	-	557,149	-	557,149	
Peruntukan untuk cukai dan zakat	-	-	-	-	43,598	-	43,598	
Jumlah liabiliti	9,223,201	7,767,753	12,622	-	669,667	-	17,673,243	
Ekuiti	-	-	-	-	1,064,364	-	1,064,364	
Jumlah liabiliti dan ekuiti	9,223,201	7,767,753	12,622	-	1,734,031	-	18,737,607	
Jumlah jurang kepekaan faedah	(7,957,035)	(6,884,901)	4,725,290	11,269,643	(522,529)	(630,468)	-	

37. RISIKO KADAR FAEDAH/KEUNTUNGAN (Sambungan)

BANK	Sehingga 1 bulan RM'000	> 1 bulan - 1 tahun RM'000	> 1 - 5 tahun RM'000	Melebihi 5 tahun RM'000	Tidak sensitif faedah RM'000	Peruntukan RM'000	Jumlah RM'000	Kadar faedah purata % setahun
Pada 31 Disember 2008								
Aset								
Wang tunai dan dana jangka pendek	719,850	-	-	-	512,394	-	1,232,244	3.25%
Deposit dan peletakan dengan bank dan institusi kewangan lain	-	125,000	-	-	-	-	125,000	3.49%
Sekuriti dipegang untuk dagangan	-	-	-	-	17,366	-	17,366	-
Sekuriti tersedia untuk jualan	-	-	356,662	265,401	127,125	-	749,188	3.18%
Sekuriti dipegang hingga matang	83,840	1,468,432	3,265,805	1,417,657	-	-	6,235,735	3.61%
Pinjaman, pendahuluan & pembiayaan	8,976	164,237	278,892	8,105,288	-	(753,202)	7,804,191	7.80%
Aset-aset lain	-	-	-	-	87,044	-	87,044	-
Cukai boleh pulih	-	-	-	-	14,171	-	14,171	-
Pelaburan dalam anak-anak syarikat	-	-	-	-	32,000	-	32,000	-
Pelaburan dalam syarikat bersekutu	-	-	-	-	609	-	609	-
Hartanah, loji dan kelengkapan	-	-	-	-	247,787	-	247,787	-
Pajakan prabayar	-	-	-	-	85,553	-	85,553	-
Hartanah pelaburan	-	-	-	-	24,554	-	24,554	-
Aset cukai tertunda	-	-	-	-	73,028	-	73,028	-
Jumlah aset	812,666	1,757,669	3,901,359	9,788,347	1,221,631	(753,202)	16,728,470	



NOTA KEPADA PENYATA KEWANGAN

31 DISEMBER 2009

37. RISIKO KADAR FAEDAH/KEUNTUNGAN (Sambungan)

BANK	Sehingga 1 bulan RM'000	> 1 bulan - 1 tahun RM'000	> 1 - 5 tahun RM'000	Melebihi 5 tahun RM'000	Tidak sensitif faedah RM'000	Peruntukan RM'000	Jumlah RM'000	Kadar faedah purata % setahun
Pada 31 Disember 2008								
Liabiliti								
Deposit daripada pelanggan	7,775,282	7,134,831	-	-	-	-	14,910,113	2.21%
Deposit dan peletakan bank dan institusi kewangan lain	-	507,859	-	-	-	-	507,859	3.59%
Pendapatan tertunda	-	-	-	-	69,900	-	69,900	
Liabiliti-liabiliti lain	-	-	-	-	510,054	-	510,054	
Peruntukan untuk zakat	-	-	-	-	27,184	-	27,184	
Jumlah liabiliti	7,775,282	7,642,690	-	-	607,138	-	16,025,110	
Ekuiti	-	-	-	-	703,360	-	703,360	
Jumlah liabiliti dan ekuiti	7,775,282	7,642,690	-	-	1,310,498	-	16,728,470	
Jumlah jurang kepekaan faedah	(6,962,616)	(5,885,021)	3,901,359	9,788,347	(88,867)	(753,202)	-	

38. KECUKUPAN MODAL

	KUMPULAN		BANK	
	2009 RM'000	2008 RM'000	2009 RM'000	2008 RM'000
Nisbah kecukupan modal institusi melapor adalah seperti yang berikut:				
Modal Tahap I				
Rizab am	100,000	100,000	100,000	100,000
Untung tertahan	730,828	551,934	718,078	544,800
Rizab modal	257,402	84,124	257,402	84,124
Kepentingan minoriti	64,734	56,457	–	–
	1,152,964	792,515	1,075,480	728,924
Tolak:				
Aset cukai tertunda	(87,445)	(63,959)	(84,291)	(63,977)
Jumlah modal tahap I	1,065,519	728,556	991,189	664,947
Modal Tahap II				
Rizab lain	68,920	69,900	68,920	69,900
Peruntukan am untuk hutang dan pembiayaan lapuk dan ragu	212,225	179,636	212,225	179,636
Jumlah modal tahap II	281,144	249,535	281,145	249,536
Tolak: Pelaburan dalam anak-anak syarikat (Nota 12)	–	–	34,500	34,500
	1,346,663	978,091	1,237,834	879,983



NOTA KEPADA PENYATA KEWANGAN

31 DISEMBER 2009

38. KECUKUPAN MODAL (Sambungan)

	KUMPULAN		BANK	
	2009 %	2008 %	2009 %	2008 %
Asas modal				
Nisbah modal teras	10.89	8.54	10.24	7.88
Nisbah modal berwajaran risiko	13.76	11.46	12.79	10.43
Nisbah modal teras (tolak dividen cadangan)	10.89	8.54	10.24	7.88
Nisbah modal berwajaran risiko (tolak dividen cadangan)	13.76	11.46	12.79	10.43

Pecahan aset berwajaran risiko kasar dalam pelbagai kategori wajaran risiko:

KUMPULAN	2009		2008	
	Prinsipal RM'000	Berwajaran Risiko RM'000	Prinsipal RM'000	Berwajaran Risiko RM'000
0%	6,747,138	–	6,047,790	–
10%	195,607	19,561	341,599	34,160
20%	1,383,445	276,689	1,344,596	268,919
50%	3,030,600	1,515,300	2,935,003	1,467,502
100%	7,975,565	7,975,565	6,762,432	6,762,432
	19,332,355	9,787,115	17,431,420	8,533,013

BANK	2009		2008	
	Prinsipal RM'000	Berwajaran Risiko RM'000	Prinsipal RM'000	Berwajaran Risiko RM'000
0%	6,722,629	–	6,011,903	–
10%	195,607	19,561	341,599	34,160
20%	1,383,445	276,689	1,344,596	268,919
50%	3,030,600	1,515,300	2,935,003	1,467,502
100%	7,869,273	7,869,273	6,667,837	6,667,837
	19,201,554	9,680,823	17,300,938	8,438,418

39. INSTRUMEN KEWANGAN DAN PENDEDAHAN BERKAITAN

- a) Maklumat mengenai takat dan sifat instrumen kewangan, termasuk terma dan syarat penting dan pendedahan mereka kepada risiko kadar faedah, dibentangkan dalam nota masing-masing, di mana berkaitan.
- b) Amaun dibawa aset dan liabiliti kewangan Kumpulan dan Bank pada tarikh lembaran imbalan menghampiri nilai saksama mereka kecuali berikut:

	KUMPULAN		BANK	
	Amaun dibawa RM'000	Nilai saksama RM'000	Amaun dibawa RM'000	Nilai saksama RM'000
Aset Kewangan				
Pada 31 Disember 2009				
Sekuriti tersedia untuk jualan (Nota 7)	1,129,001	1,129,001	1,129,001	1,129,001
Sekuriti dipegang hingga matang (Nota 8)	6,383,573	6,142,987	6,311,943	6,142,987
Pinjaman, pendahuluan dan pembiayaan (Nota 9)	9,220,040	9,432,265	9,220,040	9,432,265
	16,732,614	16,704,253	16,660,984	16,704,253

Pada 31 Disember 2008				
Sekuriti dipegang untuk dagangan (Nota 6)	17,366	17,366	17,366	17,366
Sekuriti tersedia untuk jualan (Nota 7)	749,188	749,188	749,188	749,188
Sekuriti dipegang hingga matang (Nota 8)	6,302,129	6,336,321	6,235,735	6,336,255
Pinjaman, pendahuluan dan pembiayaan (Nota 9)	7,804,191	7,983,827	7,804,191	7,983,827
	14,872,874	15,086,702	14,806,480	15,086,636

	KUMPULAN		BANK	
	Amaun dibawa RM'000	Nilai saksama RM'000	Amaun dibawa RM'000	Nilai saksama RM'000
Liabiliti Kewangan				
Pada 31 Disember 2009				
Pinjaman daripada institusi (Nota 20)	12,622	12,622	12,622	12,622
Pada 31 Disember 2008				
Pinjaman daripada institusi (Nota 20)	-	-	-	-



NOTA KEPADA PENYATA KEWANGAN

31 DISEMBER 2009

39. INSTRUMEN KEWANGAN DAN PENDEDAHAN BERKAITAN (Sambungan)

Kaedah dan andaian berikut digunakan untuk menganggar nilai saksama setiap kelas instrumen kewangan:

i) Wang tunai dan dana jangka pendek dan peletakan dengan institusi kewangan

Amaun dibawa wang tunai dan dana jangka pendek dan peletakan dengan institusi kewangan menghampiri nilai saksama disebabkan tempoh kematangan instrumen ini yang agak pendek.

ii) Sekuriti

Nilai saksama sekuriti pelaburan didagang secara awam dianggar berdasarkan harga pasaran sebutan pada tarikh lembaran imbalan. Memandangkan tidak terdapat harga pasaran sebutan bagi sekuriti pelaburan, anggaran munasabah nilai saksama dikira berdasarkan kadar indikatif yang diperolehi daripada pihak ketiga.

iii) Pinjaman, pendahuluan dan pembiayaan

Kumpulan dan Bank menganggar amaun dibawa bagi pinjaman, pendahuluan dan pembiayaan kepada pelanggan sebagai penghampiran munasabah untuk nilai saksamanya.

Nilai saksama untuk pinjaman berkadar tetap dengan baki kematangan bagi tempoh kurang daripada satu tahun dan pinjaman berkadar boleh ubah adalah dianggar kepada nilai bawaan terhampir. Bagi pinjaman berkadar tetap dan pembiayaan Islamik dengan baki kematangan melebihi satu tahun, nilai saksama adalah dianggar berdasarkan jangkaan aliran tunai hadapan bagi ansuran kontrak dan didiskaunkan mengikut kadar yang ditawarkan kepada peminjam, baru dengan profil kredit yang serupa yang berkuatkuasa pada tarikh laporan kewangan. Bagi pinjaman tidak berkadar, nilai saksama adalah dianggar kepada nilai saksama terhampir, terdiri daripada peruntukan pembiayaan tertentu untuk hutang ragu dan lapuk.

iv) Amaun belum terima dan perlu dibayar yang lain

Amaun dibawa bagi belum terima dan perlu dibayar yang lain adalah anggaran munasabah nilai saksama disebabkan tempoh kematangan mereka yang agak pendek.

v) Pelaburan lain

Nilai saksama bagi pelaburan lain adalah berdasarkan bahagian aset ketara bersih syarikat pelaburan pada tarikh lembaran imbalan.

vi) Deposit-deposit daripada pelanggan dan institusi kewangan

Kumpulan dan Bank menganggar amaun dibawa untuk keseluruhan depositnya, seperti deposit-deposit pelanggan bukan bank dan deposit serta baki bank, ejen dan syarikat berkaitan, sebagai anggaran munasabah untuk nilai saksama masing-masing memandangkan kebanyakannya perlu dibayar apabila dituntut dan bersifat jangka pendek.

vii) Pinjaman daripada institusi

Nilai saksama pinjaman daripada Bank Negara Malaysia adalah dianggarkan pada nilai bawaan.

40. PERISTIWA BERIKUTNYA

Ahli Lembaga Pengarah Permodalan BSN Venture Sendirian Berhad telah meluluskan pembubaran secara sukarela Permodalan BSN Venture Sendirian Berhad pada 2hb Februari 2010.

Tiada implikasi kewangan hasil daripada pembubaran, dengan andaian tiada sebarang pengaruh utama berlaku, kerana jumlah pelaburan di dalam Permodalan BSN Venture Sendirian Berhad telah diperuntukan kejatuhan nilai keseluruhannya.

41. OPERASI PERBANKAN ISLAM

LEMBARAN IMBANGAN PADA 31 DISEMBER 2009

	NOTA	KUMPULAN/BANK	
		2009 RM'000	2008 RM'000
ASET			
Wang tunai dan dana jangka pendek	(a)	413,521	530,984
Deposit dan peletakan dengan institusi kewangan	(b)	45,000	125,000
Sekuriti tersedia untuk jualan	(c)	407,716	274,108
Sekuriti dipegang hingga matang	(d)	1,320,517	1,096,090
Pembiayaan dan pendahuluan	(e)	4,295,627	3,282,273
Aset-aset lain	(g)	19,200	15,377
Aset cukai tertunda		2,926	–
Hartanah, loji dan kelengkapan		181	227
		6,504,688	5,324,059
LIABILITI DAN DANA MODAL			
PERBANKAN ISLAM			
Deposit daripada pelanggan	(h)	5,550,458	4,470,465
Deposit dan peletakan oleh bank-bank dan institusi kewangan lain	(i)	238,008	142,326
Liabiliti-liabiliti lain		214,600	341,581
Liabiliti cukai tertunda		–	2,182
Rizab penyamaan untung	(j)	126,700	95,339
		6,129,766	5,051,893
DANA MODAL PERBANKAN ISLAM			
Dana perbankan Islam		80,000	70,000
Rizab		294,922	202,166
Dana modal perbankan Islam		374,922	272,166
Liabiliti dan dana modal perbankan Islam		6,504,688	5,324,059

Nota yang dilampirkan merupakan bahagian penting dalam penyata kewangan



NOTA KEPADA PENYATA KEWANGAN

31 DISEMBER 2009

41. OPERASI PERBANKAN ISLAM (Sambungan)

PENYATA PENDAPATAN UNTUK TAHUN BERAKHIR 31 DISEMBER 2009

	NOTA	KUMPULAN/BANK	
		2009 RM'000	2008 RM'000
Hasil	(k)	503,764	357,563
Pendapatan diperoleh daripada pelaburan dana penyimpanan	(l)	481,141	344,017
Peruntukan untuk kerugian ke atas pembiayaan	(m)	(43,501)	(26,841)
Pindahan ke rizab penyamaan untung	(j)	(31,361)	(39,595)
Pendapatan disebabkan penyimpanan	(n)	(147,406)	(149,686)
Pendapatan diperoleh daripada pelaburan dana modal perbankan Islam	(o)	22,623	13,546
Jumlah pendapatan bersih		281,496	141,441
Belanja operasi lain	(p)	(168,802)	(114,388)
Untung sebelum zakat		112,694	27,053
Zakat	(r)	(4,615)	(3,057)
Untung bersih untuk tahun semasa		108,079	23,996

Pendapatan bersih daripada operasi perbankan Islam seperti yang dilaporkan dalam penyata pendapatan Kumpulan dan Bank adalah seperti berikut:-

	NOTA	KUMPULAN/BANK	
		2009 RM'000	2008 RM'000
Pendapatan diperoleh daripada pembiayaan	(k)	389,784	275,846
Pendapatan diperoleh daripada pelaburan dana penyimpanan	(k)	82,348	53,138
Pendapatan lain	(k)	31,632	28,579
Pendapatan disebabkan penyimpanan	(n)	(147,406)	(149,686)
Pindahan ke rizab penyamaan untung	(j)	(31,361)	(39,595)
Pendapatan bersih daripada operasi perbankan Islam seperti yang dilaporkan dalam penyata pendapatan Kumpulan dan Bank		324,997	168,282

Nota yang dilampirkan merupakan bahagian penting dalam penyata kewangan

41. OPERASI PERBANKAN ISLAM (Sambungan)

PENYATA PERUBAHAN DALAM RIZAB UNTUK TAHUN BERAKHIR 31 DISEMBER 2009

	----- Tak Boleh Agih -----		Boleh Agih	
	DANA PERBANKAN ISLAM RM'000	RIZAB NILAI SAKSAMA RM'000	UNTUNG TERTAHAN RM'000	JUMLAH RM'000
Pada 1 Januari 2008	10,000	–	171,626	181,626
Untung bersih untuk tahun semasa	–	–	23,996	23,996
Suntikan dana tambahan	60,000	–	–	60,000
Laba bersih diiktiraf secara langsung dalam ekuiti	–	6,544	–	6,544
Pada 31 Disember 2008	70,000	6,544	195,622	272,166
Pada 1 Januari 2009	70,000	6,544	195,622	272,166
Untung bersih untuk tahun semasa	–	–	108,079	108,079
Suntikan dana tambahan	10,000	–	–	10,000
Kerugian bersih diiktiraf secara langsung dalam ekuiti	–	(15,323)	–	(15,323)
Pada 31 Disember 2009	80,000	(8,779)	303,701	374,922

Nota yang dilampirkan merupakan bahagian penting dalam penyata kewangan



NOTA KEPADA PENYATA KEWANGAN

31 DISEMBER 2009

41. OPERASI PERBANKAN ISLAM (Sambungan)

PENYATA ALIRAN TUNAI UNTUK TAHUN BERAKHIR 31 DISEMBER 2009

	KUMPULAN/BANK	
	2009 RM'000	2008 RM'000
ALIRAN TUNAI DARIPADA AKTIVITI OPERASI		
Untung sebelum pencukaian	112,694	27,053
Pelarasan untuk:		
Susut nilai	90	80
Pelunasan premium bersih sekuriti pelaburan	(1,742)	19,672
Untung bersih tergantung	4,703	3,329
Peruntukan untuk kerugian ke atas pembiayaan	36,882	24,323
Hutang lapuk dihapuskira	6,619	2,518
Untung operasi sebelum perubahan modal kerja	159,246	76,975
(Peningkatan)/Pengurangan dalam deposit dan peletakan dengan institusi kewangan	80,000	(55,319)
Peningkatan dalam pendahuluan dan pembiayaan	(1,061,558)	(466,808)
Peningkatan dalam aset-aset lain	(3,823)	(12,001)
Peningkatan dalam deposit daripada pelanggan	1,175,675	906,707
Pengurangan/(Peningkatan) dalam liabiliti-liabiliti lain	(131,021)	276,177
Peningkatan dalam rizab penyamaan untung	31,361	39,595
Aliran tunai daripada aktiviti operasi	249,880	765,326
Zakat dibayar	(2,757)	(1,460)
Tunai bersih daripada aktiviti operasi	247,123	763,866
ALIRAN TUNAI DARIPADA AKTIVITI PELABURAN		
Pembelian hartanah, loji dan kelengkapan	(44)	(123)
Jualan bersih sekuriti pelaburan mewakili tunai bersih digunakan dalam aktiviti pelaburan	(374,542)	(669,431)
Tunai bersih digunakan dalam aktiviti pelaburan	(374,586)	(669,554)
ALIRAN TUNAI DARIPADA AKTIVITI PEMBIAYAAN		
Suntikan dana	10,000	60,000
Tunai bersih daripada aktiviti pembiayaan	10,000	60,000
PENINGKATAN BERSIH TUNAI DAN KESETARAAN TUNAI	(117,463)	154,312
TUNAI DAN KESETARAAN TUNAI DI AWAL TAHUN SEMASA	530,984	376,672
TUNAI DAN KESETARAAN TUNAI DI AKHIR TAHUN SEMASA	413,521	530,984
TUNAI DAN KESETARAAN TUNAI MEWAKILI:		
Wang tunai dan dana jangka pendek [Nota 41(a)]	413,521	530,984

Nota yang dilampirkan merupakan bahagian penting dalam penyata kewangan

41. OPERASI PERBANKAN ISLAM (Sambungan)

a) Wang tunai dan dana jangka pendek

	KUMPULAN/BANK	
	2009 RM'000	2008 RM'000
Wang tunai dan baki dengan bank dan institusi kewangan lain	11,085	29,430
Wang panggilan dan peletakan deposit yang akan matang dalam tempoh satu bulan	402,436	501,554
	413,521	530,984

b) Deposit dan peletakan dengan institusi kewangan

	KUMPULAN/BANK	
	2009 RM'000	2008 RM'000
Bank-bank berlesen	–	125,000
Institusi kewangan lain	45,000	–
	45,000	125,000
Struktur kematangan deposit dan peletakan dengan institusi kewangan adalah seperti berikut:		
Matang dalam tempoh satu tahun	45,000	125,000
	45,000	125,000

c) Sekuriti tersedia untuk jualan

	KUMPULAN/BANK	
	2009 RM'000	2008 RM'000
Pada nilai saksama		
<u>Instrumen Pasaran Wang:</u>		
Terbitan Pelaburan Kerajaan Malaysia	404,800	230,103
Bon Jaminan Kerajaan	10,000	–
	414,800	230,103
<u>Sekuriti tak disebut harga di Malaysia:</u>		
Sekuriti Hutang Islam	5,142	35,317
	5,142	35,317



NOTA KEPADA PENYATA KEWANGAN

31 DISEMBER 2009

41. OPERASI PERBANKAN ISLAM (Sambungan)

c) Sekuriti tersedia untuk jualan (Sambungan)

	KUMPULAN/BANK	
	2009 RM'000	2008 RM'000
Tolak : Pelunasan premium tolak pertambahan diskaun bersih	(521)	(38)
Laba belum terealisasi setelah penilaian semula	(11,705)	8,726
Sekuriti tersedia untuk jualan	407,716	274,108
Struktur kematangan sekuriti tersedia untuk jualan adalah seperti berikut:		
Lebih daripada satu tahun	407,716	274,108
	407,716	274,108

d) Sekuriti dipegang hingga matang

	KUMPULAN/BANK	
	2009 RM'000	2008 RM'000
Pada kos terlunas		
<u>Instrumen Pasaran Wang (Jangka Panjang):</u>		
Terbitan Pelaburan Kerajaan Malaysia	980,530	633,914
Bon Jaminan Kerajaan	99,257	–
Bon Khazanah	42,725	116,400
	1,122,512	750,314
<u>Instrumen Pasaran Wang (Jangka Pendek):</u>		
Deposit Boleh Niaga - Islamik	–	17,949
Penerimaan Jurubank	–	107,751
Bil Perbendaharaan - Islamik	–	19,296
	–	144,996
Sekuriti tak disebutbarga:		
Sekuriti Hutang Islam	189,058	194,058
	189,058	194,058
Tolak: Pelunasan premium tolak pertambahan diskaun bersih	8,947	6,722
Sekuriti pelaburan	1,320,517	1,096,090
Struktur kematangan sekuriti dipegang hingga matang adalah seperti berikut:		
Lebih daripada satu tahun	1,320,517	1,096,090
	1,320,517	1,096,090

41. OPERASI PERBANKAN ISLAM (Sambungan)

d) Sekuriti dipegang hingga matang (Sambungan)

	KUMPULAN/BANK	
	2009 RM'000	2008 RM'000
Nilai pasaran berindikatif bagi instrumen pasaran wang		
Sekuriti hutang Islam		
Terbitan Pelaburan Kerajaan Malaysia	982,491	666,579
Bon Jaminan Kerajaan	100,255	–
Bon Khazanah	46,216	126,666
Deposit Boleh Niaga - Islamik	–	17,964
Bil Perbendaharaan - Islamik	–	19,605
Penerimaan Jurubank	–	108,203
Sekuriti Hutang Islam	186,110	190,642
	1,315,072	1,129,659

e) Pembiayaan dan pendahuluan

	KUMPULAN/BANK	
	2009 RM'000	2008 RM'000
(i) Mengikut jenis pendahuluan dan pembiayaan		
Pendahuluan dan Pembiayaan bertempoh		
Pembiayaan perumahan	1,834,021	1,787,266
Pembiayaan persendirian	5,186,475	3,493,204
Pembiayaan bertempoh yang lain	6,000	11,779
Mikro kewangan	335	–
Pembiayaan kakitangan	25,131	27,074
Kad kredit/caj	140,005	123,090
Tolak: Pendapatan belum diiktiraf	(2,727,882)	(2,032,377)
Pendahuluan dan pembiayaan kasar	4,464,085	3,410,036
Tolak: Peruntukan untuk hutang lapuk dan ragu		
Am	(98,876)	(75,552)
Khusus	(55,296)	(42,628)
Tolak: Pendapatan tergantung	(14,286)	(9,583)
Jumlah pendahuluan dan pembiayaan bersih	4,295,627	3,282,273



NOTA KEPADA PENYATA KEWANGAN

31 DISEMBER 2009

41. OPERASI PERBANKAN ISLAM (Sambungan)

e) Pembiayaan dan pendahuluan (Sambungan)

	KUMPULAN/BANK	
	2009 RM'000	2008 RM'000
(ii) Mengikut jenis pelanggan		
Perseorangan	4,464,085	3,410,036
	4,464,085	3,410,036

	KUMPULAN/BANK	
	2009 RM'000	2008 RM'000
(iii) Mengikut kepekaan kadar untung		
Kadar tetap		
Pembiayaan perumahan	877,543	821,806
Mikro kewangan	235	–
Pembiayaan kadar tetap lain	3,586,307	2,588,230
	4,464,085	3,410,036

	KUMPULAN/BANK	
	2009 RM'000	2008 RM'000
(iv) Mengikut sektor		
Pembelian hartanah kediaman	877,543	821,806
Pembelian kenderaan pengangkutan	61	142
Pembelian barang pengguna tahan lama	5,730	10,828
Kredit penggunaan	3,440,511	2,454,170
Kad kredit	140,005	123,090
Mikro kewangan	235	–
	4,464,085	3,410,036

	KUMPULAN/BANK	
	2009 RM'000	2008 RM'000
(v) Mengikut kontrak		
Bai' Bithaman Ajil	877,543	821,806
Bai' Inah	3,577,567	2,573,733
Murabahah	6,026	10,970
Qadh	2,949	3,527
	4,464,085	3,410,036

41. OPERASI PERBANKAN ISLAM (Sambungan)

f) Pembiayaan tak berbayar

	KUMPULAN/BANK	
	2009 RM'000	2008 RM'000 (Dinyatakan semula)
(i) Pergerakan dalam pembiayaan dan pendahuluan tak berbayar		
Pada awal tahun semasa	89,871	79,272
Diklasifikasikan sebagai tak berbayar dalam tahun semasa	55,605	64,181
Diklasifikasikan semula sebagai berbayar dalam tahun semasa	(39,727)	(53,487)
Amaun dihapus kira	(1,084)	(95)
Pada akhir tahun semasa	104,665	89,871
Peruntukan khusus	(55,296)	(42,628)
Pendapatan tergantung	(14,286)	(9,583)
Pembiayaan tak berbayar bersih	35,083	37,660
Nisbah pembiayaan tak berbayar bersih kepada pembiayaan bersih	0.80%	1.12%

	KUMPULAN/BANK	
	2009 RM'000	2008 RM'000
(ii) Pergerakan dalam peruntukan untuk hutang lapuk dan ragu dan pendapatan tergantung		
Peruntukan am		
Pada awal tahun semasa	75,552	65,500
Peruntukan dibuat dalam tahun (Nota 41 (m))	24,570	11,011
Pindahan peruntukan ke peruntukan khusus	(1,246)	(959)
Pada akhir tahun semasa	98,876	75,552
Sebagai % pembiayaan dan pendahuluan kasar tolak peruntukan khusus	2.25%	2.25%
Peruntukan khusus		
Pada awal tahun semasa	42,628	35,076
Peruntukan dibuat dalam tahun semasa (Nota 41 (m))	27,718	29,082
Pindahan peruntukan dari peruntukan am	1,246	959
Amaun dihapus kira	(890)	(6,719)
Amaun terpulih (Nota 41 (m))	(15,406)	(15,770)
Pada akhir tahun semasa	55,296	42,628



NOTA KEPADA PENYATA KEWANGAN

31 DISEMBER 2009

41. OPERASI PERBANKAN ISLAM (Sambungan)

f) Pembiayaan tak berbayar (Sambungan)

	KUMPULAN/BANK	
	2009 RM'000	2008 RM'000
(ii) Pergerakan dalam peruntukan untuk hutang lapuk dan ragu dan pendapatan tergantung (sambungan)		
Pendapatan tergantung		
Pada awal tahun semasa	9,583	6,254
Peruntukan dibuat dalam tahun semasa	9,056	7,232
Amaun dihapus kira	(236)	(27)
Amaun terpulih	(4,117)	(3,876)
Pada akhir tahun semasa	14,286	9,583

	KUMPULAN/BANK	
	2009 RM'000	2008 RM'000
(iii) Pembiayaan tak berbayar mengikut sektor Harta tanah		
Pembelian hartanah kediaman	48,242	41,284
Pembelian kenderaan pengangkutan	32	32
Kad kredit	4,375	4,510
Pembelian barang pengguna tahan lama	2,690	2,871
Kredit penggunaan	49,326	41,174
	104,665	89,871

g) Aset-aset lain

	KUMPULAN/BANK	
	2009 RM'000	2008 RM'000
Pendapatan belum terima	15,507	12,769
Pelbagai belum terima	3,693	2,608
	19,200	15,377

41. OPERASI PERBANKAN ISLAM (Sambungan)

h) Deposit daripada pelanggan

	KUMPULAN/BANK	
	2009 RM'000	2008 RM'000
(i) Mengikut jenis deposit		
Dana Mudharabah:		
Deposit tetap	4,840,126	3,863,882
Dana bukan mudharabah:		
Deposit simpanan	710,332	606,583
	5,550,458	4,470,465
(ii) Mengikut jenis pelanggan		
Kerajaan dan badan berkanun	660,342	438,668
Perusahaan perniagaan	1,777,724	1,134,546
Perseorangan	3,078,380	2,776,213
Lain-lain	34,012	121,038
	5,550,458	4,470,465

i) Deposit dan peletakan bank dan institusi kewangan lain

	KUMPULAN/BANK	
	2009 RM'000	2008 RM'000
Institusi kewangan lain	238,008	142,326
	238,008	142,326

j) Rizab penyamaan untung ("PER")

	KUMPULAN/BANK	
	2009 RM'000	2008 RM'000
Pada awal tahun semasa	95,339	55,744
Amaun yang diperuntukkan dalam tahun semasa	31,361	39,595
Pada akhir tahun semasa (Nota 20)	126,700	95,339



NOTA KEPADA PENYATA KEWANGAN

31 DISEMBER 2009

41. OPERASI PERBANKAN ISLAM (Sambungan)

k) Hasil

Hasil terdiri daripada semua jenis hasil didapati daripada pembiayaan, perbendaharaan, pelaburan dan aktiviti-aktiviti perbankan Islam yang lain yang dijalankan oleh Bank.

Pendapatan daripada operasi perbankan Islam

	KUMPULAN/BANK	
	2009 RM'000	2008 RM'000
Pendapatan diperoleh daripada pembiayaan	389,784	275,846
Pendapatan diperoleh daripada pelaburan dana penyimpan		
Pendapatan daripada sekuriti hutang Islam	10,765	(1)
Pendapatan daripada penempatan dengan institusi kewangan	10,718	17,556
Lain-lain	60,865	35,583
Pendapatan lain	31,632	28,579
	503,764	357,563

l) Pendapatan diperoleh daripada pelaburan dana penyimpan

	NOTA	KUMPULAN/BANK	
		2009 RM'000	2008 RM'000
Pendapatan diperoleh daripada pelaburan:			
Deposit-deposit pelaburan am	(i)	422,098	298,779
Deposit-deposit lain	(ii)	59,043	45,239
		481,141	344,017
Pindah ke rizab penyamaan untung		(31,361)	(39,595)
		449,780	304,422

41. OPERASI PERBANKAN ISLAM (Sambungan)

l) Pendapatan diperoleh daripada pelaburan dana penyimpan (Sambungan)

(i) Pendapatan diperoleh daripada pelaburan deposit-deposit pelaburan am

	KUMPULAN/BANK	
	2009 RM'000	2008 RM'000
Pendapatan kewangan:		
Pendapatan diperoleh daripada pembiayaan	326,596	230,497
Pendapatan diperoleh daripada pelaburan dana penyimpan		
Pendapatan daripada sekuriti hutang Islam	9,020	(1)
Pendapatan daripada deposit dan penempatan dengan institusi kewangan	8,980	14,670
Lain-lain	50,998	29,733
Jumlah pendapatan daripada pelaburan dan pembiayaan	395,594	274,899
Pendapatan lain		
Komisen	4,025	1,928
Caj	22,479	21,952
Jumlah pendapatan	422,098	298,779

(ii) Pendapatan diperoleh daripada pelaburan lain-lain deposit

	KUMPULAN/BANK	
	2009 RM'000	2008 RM'000
Pendapatan kewangan:		
Pendapatan diperoleh daripada pembiayaan	45,684	34,900
Pendapatan diperoleh daripada pelaburan dana penyimpan		
Pendapatan daripada sekuriti hutang Islam	1,262	–
Pendapatan daripada deposit dan penempatan dengan institusi kewangan	1,256	2,221
Lain-lain	7,134	4,502
Jumlah pendapatan daripada pelaburan dan pembiayaan	55,336	41,623
Pendapatan lain		
Komisen	563	292
Caj	3,144	3,324
Jumlah pendapatan	59,043	45,239



NOTA KEPADA PENYATA KEWANGAN

31 DISEMBER 2009

41. OPERASI PERBANKAN ISLAM (Sambungan)

m) Peruntukan untuk kerugian ke atas pembiayaan dan pendahuluan

	KUMPULAN/BANK	
	2009 RM'000	2008 RM'000
Peruntukan untuk hutang lapuk dan ragu ke atas pembiayaan:		
(a) Peruntukan khusus		
Dibuat dalam tahun kewangan (Nota 41 (f))	(27,718)	(29,082)
Pindahan dari peruntukan am (Nota 41 (f))	(1,246)	(959)
Dimasuk kira semula (Nota 41 (f))	15,406	15,770
(b) Peruntukan am		
Dibuat dalam tahun kewangan (Nota 41 (f))	(24,570)	(11,011)
Pindahan ke peruntukan khusus (Nota 41 (f))	1,246	959
Hutang lapuk terpulih	2,107	-
Hutang lapuk dihapus kira	(8,726)	(2,518)
	(43,501)	(26,841)

n) Pendapatan disebabkan oleh simpanan

	KUMPULAN/BANK	
	2009 RM'000	2008 RM'000
Deposit-deposit daripada pelanggan		
Dana Mudharabah	140,569	145,376
Dana bukan Mudharabah	6,837	4,310
	147,406	149,686

41. OPERASI PERBANKAN ISLAM (Sambungan)

o) Pendapatan diperoleh daripada pelaburan dana modal perbankan Islam

	KUMPULAN/BANK	
	2009 RM'000	2008 RM'000
Pendapatan kewangan:		
Pendapatan diperoleh daripada pembiayaan	17,504	10,450
Pendapatan diperoleh daripada pelaburan dana simpanan		
Pendapatan daripada sekuriti hutang Islam	483	–
Pendapatan daripada deposit dan penempatan dengan institusi kewangan	482	665
Lain-lain	2,733	1,348
Jumlah pendapatan daripada pelaburan dan pembiayaan	21,202	12,463
Pendapatan lain		
Komisen	216	88
Caj	1,205	995
Jumlah pendapatan	22,623	13,546

p) Belanja operasi lain

	KUMPULAN/BANK	
	2009 RM'000	2008 RM'000
Belanja personel		
Gaji dan upah	948	742
Elaun dan bonus	–	26
Kos keselamatan sosial	9	8
Kos pencen - rancangan sumbangan tertentu	118	92
Belanja lain berkaitan dengan kakitangan	53	7
	1,128	875
Belanja pentadbiran am*		
Kos penyelenggaraan	48,499	31,559
Fi guaman dan profesional	9,787	7,464
Lain-lain	109,388	66,832
	168,802	106,730

* Termasuk dalam belanja pentadbiran am ialah imbuhan Jawatankuasa Syariah berjumlah RM61,000 (2008: RM51,000) seperti yang dinyatakan selanjutnya dalam Nota 41(q).



NOTA KEPADA PENYATA KEWANGAN

31 DISEMBER 2009

41. OPERASI PERBANKAN ISLAM (Sambungan)

q) Imbuhan Jawatankuasa Syariah

	KUMPULAN/BANK	
	2009 RM'000	2008 RM'000
Elaun Jawatankuasa Syariah	61	51

r) Zakat

Sumbangan zakat perniagaan dibuat menurut prinsip Syariah dan menurut MASB - Technical Release-i-1. Peruntukan untuk zakat dibuat pada kadar 2.5% menggunakan model pertumbuhan terlaras.

s) Jawatankuasa Syariah

Jawatankuasa Syariah ditubuhkan di bawah "Garis Panduan tentang Tadbir Urus Jawatankuasa Syariah bagi Institusi Kewangan Islam" diterbitkan oleh Bank Negara Malaysia (BNM/GPS1) untuk menasihati Lembaga Pengarah tentang perkara berkaitan dengan hukum Syarak dalam operasi perniagaannya dan untuk memberikan bantuan teknikal dalam memastikan produk dan perkhidmatan Perbankan Islam yang ditawarkan oleh Kumpulan dan Bank mematuhi prinsip Syariah.

t) Kecukupan Modal

	KUMPULAN/BANK	
	2009 RM'000	2008 RM'000
(i) Nisbah kecukupan modal institusi melapor adalah seperti yang berikut:		
Modal Tahap I		
Untung/rugi tertahan	303,701	195,622
Dana perbankan Islam	80,000	70,000
Jumlah modal tahap I	383,701	265,622
Modal Tahap II		
Peruntukan am untuk hutang dan pembiayaan lapuk dan ragu	98,876	75,552
Jumlah modal tahap II	98,876	75,552
	482,577	341,174
Asas modal		
Nisbah modal teras	9.18%	8.10%
Nisbah modal berwajaran risiko	11.54%	10.40%
Nisbah modal teras (tolak dividen cadangan)	9.18%	8.10%
Nisbah modal berwajaran risiko (tolak dividen cadangan)	11.54%	10.40%

41. OPERASI PERBANKAN ISLAM (Sambungan)

t) Kecukupan Modal (Sambungan)

(ii) Pecahan aset berwajaran risiko kasar dalam pelbagai kategori wajaran risiko:

	KUMPULAN/BANK 2009		KUMPULAN/BANK 2008	
	Prinsipal RM'000	Berwajaran Risiko RM'000	Prinsipal RM'000	Berwajaran Risiko RM'000
0%	1,612,647	–	925,415	–
10%	–	–	–	–
20%	502,436	100,487	807,716	161,543
50%	918,923	459,462	869,200	434,600
100%	3,621,961	3,621,961	2,683,582	2,683,582
	6,655,967	4,181,910	5,285,913	3,279,725

42. LEMBARAN IMBANGAN BAGI DANA TAKAFUL AM DAN DANA TAKAFUL KELUARGA PADA 31 DISEMBER 2009

KUMPULAN	2009			2008		
	Dana Takaful Am RM'000	Dana Takaful Keluarga RM'000	Jumlah RM'000	Dana Takaful Am RM'000	Dana Takaful Keluarga RM'000	Jumlah RM'000
ASET						
Wang tunai dan dana jangka pendek	256	-	256	536	-	536
Pelaburan	10,234	143,412	153,646	8,350	68,740	77,090
Aset-aset lain	480	985	1,465	1,350	2,938	4,288
Aset cukai tertunda	-	-	-	-	226	226
Rangkaian urusiaga aset pelaburan	-	114,286	114,286	-	58,845	58,845
	10,970	258,683	269,653	10,236	130,749	140,985
LIABILITI						
Liabiliti-liabiliti lain	5,484	29,032	34,516	7,489	20,382	27,871
Peruntukan tuntutan belum bayar	2,782	19,344	22,126	1,905	12,656	14,561
Liabiliti cukai tertunda	-	186	186	-	-	-
Rangkaian urusiaga liabiliti pelaburan	-	2,090	2,090	-	2,541	2,541
	8,266	50,652	58,918	9,394	35,579	44,973
Liabiliti/(Aset) dana pemegang polisi takaful am dan takaful keluarga	2,704	208,031	210,735	842	95,170	96,012
	10,970	258,683	269,653	10,236	130,749	140,985

Pendapatan yang diperolehi daripada operasi takaful am dan takaful keluarga untuk Kumpulan bagi tahun kewangan semasa adalah RM93,276,000 (2008: RM62,989,000)

43. ANGKA PERBANDINGAN

Sebahagian angka perbandingan telah diklasifikasikan semula untuk tujuan mengikut keseragaman pendedahan tahun semasa. Perbandingan klasifikasi tersebut melibatkan Nota 10(i) Pinjaman/Pembiayaan tak berbayar dan Nota 41(f)(i) Pembiayaan tak berbayar seperti berikut:

NOTA 10(i)

PINJAMAN/PEMBIAYAAN TAK BERBAYAR

	Dinyatakan semula RM'000	Seperti dilaporkan RM'000
Pergerakan dalam pinjaman/pembiayaan tak berbayar		
Pada awal tahun semasa	724,634	724,634
Diklasifikasikan sebagai tak berbayar dalam tahun semasa	236,387	123,152
Diklasifikasikan semula sebagai berbayar dalam tahun semasa		(122,331)
Bayaran ganti untuk mikro kredit	(46,996)	–
Lain-lain	(186,413)	–
Amaun dihapus kira	(35,103)	(32,946)
Pada akhir tahun semasa	692,509	692,509
Peruntukan khusus	(461,577)	(461,577)
Faedah/Pendapatan tergantung	(111,989)	(111,989)
Pinjaman/Pembiayaan tak berbayar bersih	118,943	118,943
Nisbah pinjaman/pembiayaan tak berbayar bersih kepada pinjaman dan pembiayaan bersih	1.49%	1.49%

NOTA 4(f)(i)

PEMBIAYAAN TAK BERBAYAR

	Dinyatakan semula RM'000	Seperti dilaporkan RM'000
Pergerakan dalam pembiayaan dan pendahuluan tak berbayar		
Pada awal tahun semasa	79,272	79,272
Diklasifikasikan sebagai tak berbayar dalam tahun semasa	64,181	37,006
Diklasifikasikan semula sebagai berbayar dalam tahun semasa	(53,487)	(19,650)
Amaun dihapus kira	(95)	(6,757)
Pada akhir tahun semasa	89,871	89,871
Peruntukan khusus	(42,628)	(42,628)
Pendapatan tergantung	(9,583)	(9,583)
Pembiayaan tak berbayar bersih	37,660	37,660
Nisbah pembiayaan tak berbayar bersih kepada pembiayaan bersih	1.12%	1.12%



09



CONTENTS

108 DEPUTY CHAIRMAN'S STATEMENT

112 ACTIVITY REPORT

118 FINANCIAL STATEMENTS

120 Certificate of the Auditor General on the Financial Statements of the Bank Simpanan Nasional for the year ended 31 December 2009

121 Statement by Chairman and a Member of the Board of Directors

121 Declaration by Principal Officers Responsible for the Financial Management of Bank Simpanan Nasional

122 Directors' Report


125 Balance Sheets

126 Income Statements

127 Consolidated Statement of Changes in Equities

129 Cash Flow Statements

132 Notes to the Financial Statements



Y.Bhg. Datuk Nozilah Bahari
Deputy Chairman

On behalf of the Board of Directors, I am pleased to present Bank Simpanan Nasional's Annual Report and Financial Statements for the financial year ended 31 December 2009.



DEPUTY CHAIRMAN'S STATEMENT

MALAYSIAN ECONOMY

The Malaysian economy registered a growth of 4.5% in the fourth quarter of 2009. Sustainable private consumption and increased public sector spending contributed to a higher domestic demand. The implementation of the fiscal stimulus measures has been a major factor in the economic recovery of the nation.

The public sector is reported to have played a major role in stimulating growth with a 1.3% increase in consumption expenditure and a significant increase in capital expenditure following the implementation of projects under the fiscal stimulus packages.

Malaysia has also reportedly continued to attract foreign investment with increased gross inflows from RM6.7 billion to RM7.2 billion in the third quarter, with a large proportion of investment coming from the Manufacturing and Service sectors. Overall, the service sector has shown higher growth in almost all sub-sectors.

The global economic recovery has reportedly improved in the fourth quarter of 2009 and this positive trend is expected to continue till 2010.

(Report: Bank Negara Malaysia)

FINANCIAL PERFORMANCE

The year 2009 saw BSN's continuing effort to strengthen its competitive edge in terms of financial performance and to further enhance its social role for the welfare of its customers. BSN has recorded an improved financial performance with operating profit before tax of RM467 million, an increase of 100.4% compared to 2008.

The Bank has continued to prosper and to continue building a solid foundation to realising its long-term goal of becoming not only the country's main savings institution, but also a viable financial institution capable of competing with local commercial institutions.

For the financial year 2009, BSN's total revenue increased by 16.1% to RM1,209 million from RM1,041 million in the previous financial year. This significant growth was contributed by the various activities of Investment, Depositors, and Fees. Personal loan was the biggest contributor to the increase in the bank's portfolio asset and subsequently, before-tax profit in 2009. Personal Loans and Housing Loans increased by 19.0% in 2009.

The increase in the number of Personal Loans was a major contributor to the growth of total loans, which increased by RM1,265 million or 27.2% to RM5,908 million at the end of 2009.



Deputy Chairman's Statement

Loan Portfolio and Bank Financing also showed growth in which it covers 49.2% of total assets. BSN continues to aggressively promote attractive and competitive Islamic Banking products. As a result, financing activity remained strong with Islamic-based financing recording a significant increase of RM1,014 million to RM4,296 million at the end of 2009. These achievements reinforce BSN's confidence in its ability to continue showing positive performance in Islamic Banking as well as contributing to the growth of Islamic financial system in Malaysia.

Meanwhile, the bank continues to regulate its non-performing loans by improving its Risk Management through credit assessment and debt collection. Credit Clinics, introduced by BSN in an effort to help customers facing difficulty with repayment of loans during the economic crisis, were among the factors in helping to regulate non-performing loans. It has succeeded in reducing the rate of Gross Non-Performing Loans from 8.1% in 2008 to 6.0% in 2009, whereas the Net Non-Performing Loans experienced a slight increase from 1.5% in 2008 to 1.8% in 2009.

BSN's total retail depositors increased by RM807 million or 7.8% to RM11,109 million for the year ended 2009 for which the increase was attributed to products such as GIRO at RM101 million or 2.0%, Fixed Deposit (FD) at RM92 million or 6.5%, Premium Savings Certificate (PSC) at RM303 million or 30.6%, Mudharabah at RM198 million or 9.1%, and i-GIRO at RM103 million or 17.0%.

As a Community Bank, the Bank continues to invest its funds by giving importance to the provision of access to banking facilities and financial support to all segments of society, particularly in rural and remote areas.

This initiative saw BSN opening several new branches in Setia Alam in Selangor, Bandar Sri Iskandar and Changkat Jering in Perak, and a social outlet in Song, Sarawak.

The Bank also expanded its Mobile Banking Unit (MBU) services to cover areas such as Kuching and Bekenu (Miri Zone) in Sarawak. The Rationalisation Programme continues on with efforts to upgrade, consolidate, and identify and place selected branches at more strategic locations. This is also an ongoing effort of the Bank to continue to offer convenient banking facilities to its customers and the general public. As of December 2009, BSN has a network of 376 branches, 735 Automated Teller Machines and 81 Cash Deposit Machines throughout the country.

BSN's Micro Finance portfolio has also grown significantly that by year ended 2009, BSN has given out loans totalling RM106 million. This scheme aims to help small entrepreneurs who need working capital and technical skills to allow them to become more viable and competitive in the business world. BSN remains committed towards providing Micro Financing to small entrepreneurs by opening more Micro Finance Centres to facilitate loan application and approval processes. BSN is one of the major financial institutions to offer this facility. In addition to this facility, BSN also provides advisory services to borrowers to ensure that businesses of borrowers remain competitive.

CORPORATE GOVERNANCE

Integrity, transparency and accountability in all of BSN's business practices and activities are the principles held by BSN's Board of Directors to drive BSN towards a better future. This is the basis for the continuing support it enjoys from all its stakeholders. Four Board Committees established in accordance with the Guidelines on Corporate Governance Standards on Directorship for Development Financial Institutions (GP4), to carry out supervisory tasks.

Board Audit & Examination Committee

Members

1. Tuan Haji Ghazali Awang (Chairman)
2. Y.Bhg. Dato' Ng Kam Cheung
3. Y.Bhg. Dato' Mohd Ali Abd. Samad
4. Y.Bhg. Datuk Nozirah Bahari

Number of meetings in 2009 : 10

Meeting Requirements:

At least once every 3 months.

Board Risk Management Committee

Members

1. Y.Bhg. Dato' Dr. Halim Man (Chairman)
2. Y.Bhg. Dato' Seri Abdul Azim Mohd. Zabidi
3. Y.Bhg. Dato' Ng Kam Cheung
4. Y.Bhg. Dato' V. Danapalan

Number of meetings in 2009 : 4

Meeting Requirements:

At least once every 3 months.

Board Nomination Committee

Members

1. Y.Bhg. Dato' Mohd Ali Abd. Samad (Chairman)
2. Y.Bhg. Dato' V. Danapalan
3. Y.Bhg. Dato' Dr. Halim Man
4. Y.Bhg. Datuk Nozirah Bahari
5. Y.Bhg. Datuk Adinan Maning

Number of meetings in 2009 : 7

Meeting Requirements:

At least once a year.

Board Remuneration Committee

Members

1. Y.Bhg. Dato' Ng Kam Cheung (Chairman)
2. Y.Bhg. Dato' Mohd Ali Abd. Samad
3. Y.Bhg. Dato' Dr. Halim Man

Number of meetings in 2009 : 7

Meeting Requirements:

At least once a year.

CHANGE OF BOARD OF DIRECTORS

Effective 1 July 2009, I chaired all meetings of the Board of Directors as Deputy Chairman of BSN upon the expiry of the appointment term of Y.Bhg. Dato' Seri Abdul Azim Mohd. Zabidi as BSN's Chairman. The Board of Directors would like to express our gratitude to Y.Bhg. Dato' Seri Abdul Azim Mohd. Zabidi for his contributions and commitment throughout his tenure as BSN Chairman, a post he held since 1999.

I would also like to take this opportunity to thank and record my appreciation to all my fellow Directors for their constructive ideas and opinions in determining the direction and development of the Bank. I believe this solid support will continue for the benefit of all.

CLOSING

BSN has achieved significant success in 2009, thanks to the positive support from various parties. On behalf of the Board of Directors, I would like to thank all agencies, particularly the Ministry of Finance and Bank Negara Malaysia for the cooperation extended in all matters.

Special appreciation also goes to the management and staff of BSN for their dedication and commitment that has contributed to BSN's encouraging performance. Lastly, I would like to thank all BSN customers for their continued loyalty and confidence with the hope that this support will further spur BSN to provide more efficient and improved services in the years to come.



DATUK NOZIRAH BAHARI

Deputy Chairman, Bank Simpanan Nasional



ACTIVITY REPORT



Internet Banking - Another alternative banking service

BSN activities during the year 2009 were focused on diversifying its products and services to its customers while continuing to offer access to banking facilities to all segments of society in Malaysia.

In line with its role to support the Government's aspirations to ensure the well-being of the people, BSN has also been carrying out its social obligations from time to time by helping communities in need.

BSN also sees the aspects of human capital development and training as elements that must be improved to help the staff to be more competitive, committed and proactive in driving the Bank towards excellence.

PRODUCTS AND SERVICES

In an effort to continue to offer more efficient and quality service delivery, BSN always strive to ensure that its products and services provide convenience and flexibility to its customers and the public. In 2009, BSN has undertaken various activities and implement new initiatives to support this effort.

BSN and PTPTN Cooperation

Through the cooperation of BSN and National Higher Education Fund Corporation (PTPTN), PTPTN borrowers can now make monthly instalment payments in more than 350 BSN branches nationwide. This collaboration also saw the launch of PTPTN's Info Centre at its main branch in Sabah on 19 January 2009. All information on PTPTN, repayment of loans and matters pertaining to the National Education Savings Scheme (SSPN) can be obtained at the centre.

Internet Banking - myBSN

BSN has signed an agreement with Cyber Village Sdn. Bhd. (CV), a provider of technology services on 17 November 2009. BSN was represented by Y.Bhg. Datuk Adinan Maning, General Manager/ Chief Executive of BSN while CV was represented by Ms Sua Shi Huey, Director of eBusiness. This agreement saw the preparations undertaken by BSN to provide Internet Banking services to its customers. This is an alternative banking offered by BSN in an effort to maximise



Premium Savings Certificate - A Save and Win scheme that offers valuable prizes every month



Creative Industry Fund - Creative industry catalyst

the banking technology. Known as myBSN, it offers services such as online bill payment, prepaid reload for mobile phones, money transfer, etc.

Premium Savings Certificate Mega Carnival

For the first time ever, BSN organised a nationwide Premium Savings Certificate Mega Carnival on 26 December 2009. The objective of this carnival is to create public awareness on the Premium Savings Certificate product as well as continuing its mandate in promoting the habit of saving among the Malaysian public.

At the same time, BSN also announced a new list of monthly prizes to be won by holders of Premium Savings Certificate for the year 2010.

Creative Industry Fund

Following the tabling of the 2010 Budget by the Honourable Prime Minister on 23 October 2009, a total fund of RM200 million has been allocated as a catalyst to the development of creative industry activities such as publication of films, music, animation, design, architecture, publishing and writing, and development-related activities. BSN has been selected as a financial institution that offers loans for players in this creative industry. On 31 December 2009, a Press Conference regarding the fund was chaired by Y. B. Datuk Seri Utama Rais Yatim, Minister of Information, Communication and Culture, accompanied by the General Manager/Chief Executive of BSN, Y.Bhg. Datuk Adinan Maning.

BANK RATIONALISATION PROGRAMME

Under the Bank Rationalisation Programme, BSN continues with its initiative and commitment to provide and expand its financial and banking access to all levels of society throughout the country. This programme includes the opening of new branches, consolidation and relocation of branches as well as upgrading and improvement works for the convenience of customers and the public.

Official opening of Bandar Sri Permaisuri BSN branch

In February 2009, BSN re-opened its newly upgraded branch in Bandar Sri Permaisuri, a branch which was previously located in Bandar Tun Razak. Officiated by the General Manager/Chief Executive of BSN, Y.Bhg. Datuk Adinan Maning, the branch started its operations on 16 February 1987. Its relocation was to a more strategic location as well as to meet customers' demand.



Activity Report



Bandar Sri Permaisuri branch in Kuala Lumpur

Official opening of Setia Alam BSN branch

As part of its commitment to offer convenience and banking access to its customers, BSN opened a branch in Setia Alam, Selangor on 12 March 2009. The event was officiated by the Chairman of BSN, Y.Bhg. Dato' Seri Abdul Azim Mohd. Zabidi.



Bandar Setia Alam branch in Selangor

Bandar Setia Alam is a rapidly growing new township and a commercial business centre, and so the presence of the branch is relevant and consistent with the business development in this area.

Official opening of Changkat Jering BSN branch

On 6 April 2009, BSN expanded its financial access by opening another branch in Changkat Jering, Perak. The event was officiated by Y.B. Tan Sri Muhyiddin Yassin, Minister of International Trade & Industry. The event was also attended by the Chairman of BSN, Y.Bhg. Dato' Seri Abdul Azim Mohd. Zabidi, as well as the General Manager/Chief Executive of BSN, Y.Bhg. Datuk Adinan Maning. The opening of this branch is both BSN's commitment to improve the delivery of banking services for the convenience of the local community and to realise BSN's objective in providing a channel for saving to the residents in the area.



Changkat Jering branch in Perak



BSN social branch in Song, Sarawak

Official opening of BSN social branch in Song, Sarawak

BSN expanded its social branch by opening a branch in Song, Sarawak on 23 April 2009. BSN is the only financial institution that provides banking services to the communities in Song, whose population is estimated to be around 10,000 people. Song is located in the interior, near the Rejang River. It lacks proper road facility which makes it difficult for the people to gain access to business and banking facilities. With the operation of the branch, residents in the Kapit area will have access to the bank and need not travel to Kanowit for their banking activities.

ISLAMIC BANKING

In line with BSN's effort to contribute to the development of Islamic banking as well as to provide access and financing channels and Syariah-based banking facilities to its customers and the public, BSN expanded its Islamic Banking access by opening two Islamic Banking branches in Pengkalan Chepa in Kelantan and Kuala Nerus in Terengganu. The two branches began operations on 1 December 2009. The plan to set up these centres that offer such facilities was a BSN's initiative in its aim to become a player within a more integrated Islamic Banking environment and to remain competitive with other local financial institutions.



Social Responsibility - BSN's platform to help the less fortunate

CORPORATE SOCIAL RESPONSIBILITY

Corporate Social Responsibility is a BSN platform to help the less fortunate in line with its role and responsibility as a Community Bank as has been mandated by the Government. Throughout 2009, a number of corporate social responsibility activities have been implemented throughout Malaysia.

Kuching, Sarawak

BSN donated 10 Commode-type wheelchairs to the Sarawak General Hospital (SGH), which was the first ever received by SGH (1 January 2009).

Melaka

BSN distributed 400 school bags to poor students from schools adopted by BSN across Malacca. The event, held on 9 January 2009, was also attended by schoolchildren who were actively saving through the Savings Promotion Scheme for Malaysian Students and Schools.

Kuala Nerus, Terengganu

BSN also donated a wheelchair to the Community Rehabilitation Centre in Kemaman on 7 January 2009.

In line with its effort to create a more conducive environment for learning, BSN contributed computers, printers and projectors to Maahad Tahfiz Wal Tarbiyyah, Darul Iman.

Seremban, Negeri Sembilan

BSN contributed two computer units to the Darul Aminan Orphanage and four wheelchairs and seven mattresses to the Harapan Special Children Care Centre in Seremban. The event was held on 20 December 2009.

Earth Hour Campaign

BSN also supported the Earth Hour awareness campaign which was held on 28 March 2009. This campaign is a protest against global climate change. As a show of support for the campaign, BSN participated by switching off all lights for one hour. At its Head Office and main branches, business signs were switched off at 8:30 pm.

Community's Day – BSN and Prokhas Cooperation

A Community Day Event was held on 25 April 2009 in collaboration with Prokhas Recreation Club at the Tahfiz Al-Hidayah Academy, Jalan Gurney, Kuala Lumpur. As a major contributor, BSN contributed a van, 10 units of personal computers and savings accounts for 50 ATAH students from poor families.

Pulau Tioman, Pahang

On 23 May 2009, BSN donated six personal computers and four printers to the Tekek National School and Tekek National Secondary School in Tioman. And to assist students who are less fortunate, BSN also presented a cash contribution to the UPSR and PMR motivation programmes for both schools.

Over 30 BSN staff from throughout the country also participated in a beach cleaning effort in Tekek Island as part of its community activities on the island.



Activity Report

Tasek Gelugor, Pulau Pinang

On 28 June 2009, BSN handed over a donation in the amount of RM95,000 to the needy communities of Tasek Gelugor. BSN's contributions in the form of cash, wheelchairs and assistance for schoolchildren who needed help to continue with their schooling were presented in a ceremony officiated by Y. B. Tan Sri Nor Mohamed Yakcop, Minister at the Prime Minister's Department.

Tun Hamdan Foundation

As the Bank that cares, BSN presented a grant of RM30,000 to the Tun Hamdan Foundation to help students under the auspices of the Foundation to continue with their schooling. The event was held on 14 September 2009 during which the contribution was presented to Y. B. Dr. Awang Adek Hussin, Deputy Minister of Finance and Chairman of the Tun Hamdan Foundation.

Yayasan Harapan Kanak-Kanak Malaysia

On 13 October 2009, BSN made a donation of RM50,000 to the Yayasan Harapan Kanak-kanak Malaysia (YHKM) at the DBKL Auditorium. The event was officiated by the Most Honourable Datin Paduka Seri Dr. Rosmah Mansor, wife of the Prime Minister of Malaysia and patron of YHKM. BSN is a major contributor to the fund, which aims to provide schooling accessories such as school bags and writing equipment to 250 primary school students in the Klang Valley comprising orphans and children from low income families.

Drawing Competition – BSN's 2010 Calendar Project

On 24 October 2009, BSN organised a Drawing Competition for children between the ages of 9 to 12 years from orphanages including Home of Hope AIKhadeem, Rumah Charis, Belaian Kasih Charity House, Rumah Agathian Shelter, and Rumah Kanak-Kanak Ini Disayangi (KIDS). As part of BSN's corporate and social responsibility activity, a total of 13 paintings were selected to grace BSN's 2010 calendar.



Your Community Bank - In aid of Yayasan Harapan Kanak-Kanak Malaysia

HUMAN CAPITAL DEVELOPMENT AND CULTIVATING CULTURE OF EXCELLENCE PROGRAMME

Employees possessing virtues such as excellence, highly-skilled and integrity are important assets to an organisation. In an effort to realise these aspirations, BSN has undertaken several initiatives to incorporate these cultures in their daily work.

Among the initiatives undertaken are as follows:

- **Human Capital Development**

To realise the aspiration of developing skilled personnel with high integrity, BSN has invested in a number of related programmes. The nurturing of moral values starts when an employee joins BSN, through an Induction Programme at BSN's Learning Centre in Bangi.

In addition, work-related programmes are also being carried out intensively to ensure that BSN personnel will be able to compete in providing the best service to every customer.

Courses on management skills (soft skills) are also being carried out to improve the efficiency of personnel management.

The Chief Executive Quality Award is held annually to give recognition to staff who demonstrated excellence and proactive attitude in driving BSN towards higher achievements. The award will also spur the other staff to work even harder and filled with motivation to obtain the same recognition.



BSN's Assets - Highly skilled employees with integrity

In addition, a more systematic Succession Planning has been introduced as a strategic approach to ensure continuity of leadership in implementing the Business Strategic Plan that has been drawn up.

- **Establishment of Performance Management System**

This encompasses the Final Performance Management Process Flow, which aims to produce a more effective, uniform and transparent Achievement Report. This report will help staff to continually improve the quality of their services as well as identify employees in need of guidance and counselling.

- **Re-evaluation of BSN Salary Structure**

BSN's Salary Structure was reviewed to ensure that the remuneration packages enjoyed by the staff were in line with other development banking institutions' practices.

In addition, the new remuneration structure provides opportunities for the staff to further their careers.

This is as an effort to ensure that BSN staff remains highly motivated in their commitment towards work.

- **Job Evaluation**

A Job Evaluation study was undertaken to restructure human capital where a balance between grade and responsibilities of staff is taken into account.

This initiative has an impact on BSN's overall Strategic Planning where the executive to non-executive staff ratio has increased satisfactorily.



Tsini, 2 Ogos 2010

Laman Utama [Bookmark](#) [Hubungi Kami](#) [Peta Laman](#)

Bank Komuniti Anda



BSN - Bank Komuniti Anda

You can make a difference



MENU UTAMA

- Laman Utama >>
- BSN >>
- Pinjaman >>
- Simpanan >>
- Kad >>
- Perkhidmatan >>
- Perbankan Islam >>
- Kadar Faedah & Caj >>
- Promosi >>
- Kerjaya >>
- Cawangan >>
- ATM & CDM >>
- Borang-borang >>
- Hubungi Kami >>
- Maklum Balas >>

> Laman Utama

Nantikan Kemunculan

Selamat Datang Ke Laman Web Rasmi BSN


Bank Simpanan Nasional (BSN) telah ditubuhkan pada 1 Disember 1974 di bawah Kementerian Kewangan. Dengan penubuhannya, semua tugas dan tanggungjawab Bank Simpanan Pejabat Pos diambil alih oleh BSN. Misi BSN adalah untuk menggalakkan simpanan, pelaburan dan pengurusan kewangan yang berhemat di kalangan rakyat Malaysia demi meningkatkan kualiti kehidupan.





FINANCIAL STATEMENTS

- 120 Certificate of the Auditor General on the Financial Statements of the Bank Simpanan Nasional for the year ended 31 December 2009
- 121 Statement by Chairman and a Member of the Board of Directors
- 121 Declaration by Principal Officers Responsible for the Financial Management of Bank Simpanan Nasional
- 122 Directors' Report
- 125 Balance Sheets
- 126 Income Statements
- 127 Consolidated Statement of Changes in Equities
- 129 Cash Flow Statements
- 132 Notes to the Financial Statements



CERTIFICATE OF THE AUDITOR GENERAL ON THE FINANCIAL STATEMENT OF THE BANK SIMPANAN NASIONAL FOR THE YEAR ENDED 31 DECEMBER 2009

The financial statements of Bank Simpanan Nasional and the Group for the year ended 31 December 2009 have been audited by my representative. These financial statements are the responsibility of the management. My responsibility is to audit and to express an opinion on these financial statements.

The audit has been carried out in accordance with the Audit Act 1957 and in conformity with approved standards on auditing. Those standards require an audit be planned and performed to obtain reasonable assurance that the financial statements are free of material misstatement or omission. The audit includes examining on a test basis, evidence supporting the amounts and disclosures in the financial statements. It also includes assessment of the accounting principles used, significant estimates made by the management as well as evaluating the overall presentation of the financial statements. I believe that the audit provides a reasonable basis for my opinion.

In my opinion, the financial statement give a true and fair view of the financial position of the Bank Simpanan Nasional and the Group as at 31 December 2009 and of the results of its operations and its cash flows for the year ended in accordance with the approved accounting standards.

I have considered the financial statements and the auditors' reports of the subsidiary companies of which I have not acted as auditor as indicated in the notes to the financial statements. I am satisfied that these financial statements of the subsidiary companies that has been consolidated with the Bank Simpanan Nasional's financial statements are in form and content appropriate and proper for the purposes of the preparation of the consolidated financial statements. I have received satisfactory information and explanations required by me for those purposes.

The auditors' reports on the financial statements of the subsidiary companies were not subjected to any observations that could affect the consolidated financial statements.

**(TAN SRI DATO' SETIA HAJI AMBRIN BIN BUANG)
AUDITOR GENERAL
MALAYSIA**

**PUTRAJAYA
26 MARCH 2010**





STATEMENT BY CHAIRMAN AND A MEMBER OF THE BOARD OF DIRECTORS

We, **DATUK NOZIRAH BINTI BAHARI** and **DATUK ADINAN BIN MANING** being the Deputy Chairman and a member of the board of Directors of Bank Simpanan Nasional, do hereby state that in the opinion of the Board of Directors, the accompanying Balance Sheets, Income Statements, Statements Of Changes In Equity and Cash Flow Statements together with the notes to the Financial Statements therein, are properly drawn up so as to give a true and fair view of the state of affairs of the Bank and the Group as at 31 December 2009 and of the results of their operation and changes of financial position for the year ended on that date.

On behalf of the Board,

DATUK NOZIRAH BINTI BAHARI
DEPUTY CHAIRMAN

Date: 11 March 2010
Location: Kuala Lumpur

DATUK ADINAN BIN MANING
MEMBER OF THE BOARD

Date: 11 March 2010
Location: Kuala Lumpur



DECLARATION BY PRINCIPAL OFFICERS RESPONSIBLE FOR THE FINANCIAL MANAGEMENT OF BANK SIMPANAN NASIONAL

We, **DATUK NOZIRAH BINTI BAHARI (I/C No.: 551228-09-5044)** and **DATUK ADINAN BIN MANING (I/C No.: 570710-10-5777)** being the Deputy Chairman of Board of Directors and General Manager/Chief Executive who are responsible for the financial management and the accounting records of Bank Simpanan nasional, do sincerely declare that Balance Sheets, Income Statements, Statements Of Changes In Equity and Cash Flow Statements together with the notes to the Financial Statements are to the best of our knowledge and belief are correct and we make this solemn declaration conscientiously believing the same to be true, and by virtue of the provision of the Statutory Declaration Act, 1960.

Subscribed and also solemnly declares by the above named:)

DATUK NOZIRAH BINTI BAHARI
(I/C No: 551228-09-5044)

and

DATUK ADINAN BIN MANING
(I/C No: 570710-10-5777)

at Kuala Lumpur in Federal Territory)
Date: 11 March 2010)

Before me,



No: 86, Tingkat Bawah
Jalan Putra
50350 KUALA LUMPUR



DIRECTORS' REPORT

FOR THE FINANCIAL YEAR ENDED 31 DECEMBER 2009

The Directors have pleasure in submitting their report and the audited financial statements of the Group and of the Bank for the financial year ended 31 December 2009.

PRINCIPAL ACTIVITIES

The principal activity of the Bank is to carry out functions of a savings bank that is to accept funds and to provide loans to customers which include Islamic banking operations.

The principal activities of the subsidiaries are shown in note 12.

There has been no significant change in the nature of these activities during the financial year.

RESULT

	GROUP RM'000	BANK RM'000
Profit before tax expense and zakat	479,435	467,050
Tax expense and zakat	(118,986)	(120,494)
Net profit for the year	360,449	346,556

RESERVES AND PROVISIONS

There were no material transfers to or from reserves or provisions during the financial year except as disclosed in the financial statements.

DIRECTORS

The Directors who served since the date of the last report are:

Dato' Seri Abdul Azim Bin Mohd Zabidi (retired on 30th June 2009)
Datuk Nozirah Binti Bahari
Dato' Dr. Halim Bin Man (resigned on 14th January 2010)
Dato' Mohd Ali Bin Abd Samad
Dato' Ng Kam Cheung
Dato' V. Danapalan
Tuan Hj. Ghazali Bin Awang
Datuk Adinan Bin Maning
Dr. A. Manaf Bin Hussin (alternate to Datuk Nozirah Binti Bahari)

All of the Board members are Non-executive Directors except for Datuk Adinan Bin Maning. All of the Board members are appointed by the Ministry of Finance.

DIRECTORS' BENEFITS

Since the end of the previous financial year, no Director of the Bank has received nor become entitled to receive any benefit (other than a benefit included in the aggregate amount of emoluments received or due and receivable by Directors as shown in the financial statements of the Bank or the fixed salary of a full time employee of related companies) by reason of a contract made by the Bank or a related corporation with the Director or with a firm of which the Director is a member, or with a company in which the Director has a substantial financial interest.

There were no arrangements during and at the end of the year which had the object of enabling Directors of the Bank to acquire benefits by means of the acquisition of shares in or debentures of the Bank or any other body corporate.

OTHER STATUTORY INFORMATION

Before the balance sheets and income statements of the Group and of the Bank were made out, the Directors took reasonable steps to ascertain that:

- i) all known bad debts have been written off and adequate allowance made for doubtful debts, and
- ii) all book values of current assets which were unlikely shown at their real values in the ordinary course of business, have been written down to an amount they might be expected appropriate.

At the date of this report, the Directors are not aware of any circumstances:

- i) that would render the amount written off for bad debts, or the amount of the provision for doubtful debts, in the Group and in the Bank inadequate to any substantial extent, or
- ii) that would render the values attributed to the current assets in the financial statements of the Group and of the Bank misleading, or
- iii) not otherwise dealt with in this report or the financial statements, that would render any amount stated in the financial statement of the Group and of the Bank misleading, or
- iv) which have arisen which render adherence to the existing method of valuation of assets or liabilities of the Group and of the Bank misleading or inappropriate.

At the date of this report, there does not exist:

- i) any charge on the assets of the Group or of the Bank that has arisen since the end of the financial year which secures the liabilities of any other person, or
- ii) any contingent liability in respect of the Group or of the Bank that has arisen since the end of the financial year.

No contingent liability or other liability of the Group and of the Bank has become enforceable, or is likely to become enforceable within the period of twelve months after the end of the financial year which, in the opinion of the Directors, will or may substantially affect the ability of the Group and of the Bank to meet their obligations as and when they fall due.



DIRECTORS' REPORT

FOR THE FINANCIAL YEAR ENDED 31 DECEMBER 2009

OTHER STATUTORY INFORMATION (Continued)

In the opinion of the Directors, the results of the operations of the Group and of the Bank for the financial year ended 31 December 2009 have not been substantially affected by any item, transaction or event of a material and unusual nature nor has any such item, transaction or event occurred in the interval between the end of that financial year and the date of this report.

Signed on behalf of the Board of Directors in accordance with a resolution of the Directors.

DATUK NOZIRAH BINTI BAHARI
DEPUTY CHAIRMAN

DATUK ADINAN BIN MANING
DIRECTOR

Date: 11 MAR 2010



BALANCE SHEETS

AS AT 31 DECEMBER 2009

	NOTE	GROUP		BANK	
		2009 RM'000	2008 RM'000	2009 RM'000	2008 RM'000
ASSETS					
Cash and short-term funds	4	1,393,195	1,253,817	1,374,634	1,232,244
Deposits and placements with banks and other financial institutions	5	45,000	125,000	45,000	125,000
Securities held-for-trading	6	–	17,366	–	17,366
Securities available-for-sale	7	1,129,001	749,188	1,129,001	749,188
Securities held-to-maturity	8	6,383,573	6,302,129	6,311,943	6,235,735
Loans, advances and financing	9	9,220,040	7,804,191	9,220,040	7,804,191
Other assets	11	187,826	115,218	153,281	87,044
Tax recoverable	22	14,431	14,388	14,171	14,171
Investment in subsidiaries	12	–	–	32,000	32,000
Investment in associate	13	14,224	11,870	609	609
Property, plant and equipment	14	270,033	256,197	260,610	247,787
Prepaid lease payment	15	85,524	85,553	84,492	85,553
Investment properties	16	23,828	24,554	23,828	24,554
Deferred tax assets	23	91,152	73,010	87,998	73,028
General and family takaful fund assets	42	269,653	140,985	–	–
Total assets		19,127,480	16,973,466	18,737,607	16,728,470
LIABILITIES AND EQUITY					
Deposits from customers	17	16,179,633	14,910,024	16,185,876	14,910,113
Deposits and placements of banks and other financial institutions	18	805,078	493,634	805,078	507,859
Deferred income	19	68,920	69,900	68,920	69,900
Borrowing from institution	20	12,622	–	12,622	–
Other liabilities	21	604,618	564,787	557,149	510,054
Provision for tax and zakat	22	45,108	27,184	43,598	27,184
General and family takaful fund liabilities	42	58,918	44,973	–	–
General and family takaful policy holders' fund	42	210,735	96,012	–	–
Total liabilities		17,985,632	16,206,514	17,673,243	16,025,110
Total reserves		1,077,114	710,495	1,064,364	703,360
Minority interest		64,734	56,457	–	–
Total liabilities and equity		19,127,480	16,973,466	18,737,607	16,728,470
COMMITMENTS AND CONTIGENCIES	36	318,404	405,413	318,404	405,413

The accompanying notes form an integral part of the financial statements.



INCOME STATEMENTS

FOR THE YEAR ENDED 31 DECEMBER 2009

	NOTE	GROUP		BANK	
		2009 RM'000	2008 RM'000	2009 RM'000	2008 RM'000
Revenue	24	1,399,440	1,174,912	1,208,896	1,040,688
Interest income	25	596,004	583,050	592,847	580,314
Interest expense	26	(176,570)	(209,024)	(176,753)	(209,306)
Net interest income		419,434	374,026	416,094	371,008
Fees and commissions income	27	229,746	198,537	76,811	83,293
Net income from Islamic banking operations	41	324,997	168,282	324,997	168,282
Other operating income	28	69,926	35,762	35,474	19,518
Total net income		1,044,103	776,607	853,376	642,101
Personnel expenses	29	(302,767)	(254,079)	(291,145)	(244,573)
Other overheads	30	(335,975)	(258,177)	(166,901)	(125,576)
Operating profit before allowance/ impairment loss		405,361	264,351	395,330	271,952
Allowance for losses on loans, advance and financing	32	67,434	(8,950)	67,434	(8,950)
Impairment writeback/(loss)	33	4,286	(30,730)	4,286	(30,000)
Operating profit after allowance/ impairment loss		477,081	224,671	467,050	233,002
Share of profit after tax and minority interest of equity accounted associate		2,354	2,582	–	–
Profit before tax and zakat		479,435	227,253	467,050	233,002
Zakat		(4,615)	(3,057)	(4,615)	(3,057)
Tax expense	34	(114,371)	(61,799)	(115,879)	(61,698)
Net profit for the year		360,449	162,397	346,556	168,247
Retained in the bank		352,172	163,062	346,556	168,247
Profit/(Loss) attributable to minority interest		8,277	(665)	–	–
Net profit for the year		360,449	162,397	346,556	168,247

The accompanying notes form an integral part of the financial statements.



CONSOLIDATED STATEMENT OF CHANGES IN EQUITIES

FOR THE YEAR ENDED 31 DECEMBER 2009

GROUP	Non-distributable					Distributable			Total Equity RM'000
	General Reserve RM'000	Fair Value Reserve RM'000	Capital Reserve* RM'000	Revaluation Reserve RM'000	Retained Earnings RM'000	Total Reserve RM'000	Minority Interest RM'000		
As at 1 January 2008	100,000	(10,082)	-	1,722	472,996	564,636	57,122	621,758	
Profit for the year	-	-	-	-	163,062	163,062	(665)	162,397	
Revaluation of property, plant and equipment, after tax	-	-	-	(132)	-	(132)	-	(132)	
Net loss recognised directly in equity	-	(17,071)	-	-	-	(17,071)	-	(17,071)	
Total recognised income and expenses for the year	-	(17,071)	-	(132)	163,062	145,859	(665)	145,194	
Transfer to capital reserve	-	-	84,124	-	(84,124)	-	-	-	
As at 31 December 2008	100,000	(27,153)	84,124	1,590	551,934	710,495	56,457	766,952	
As at 1 January 2009	100,000	(27,153)	84,124	1,590	551,934	710,495	56,457	766,952	
Profit for the year	-	-	-	-	352,172	352,172	8,277	360,449	
Revaluation of property, plant and equipment, after tax	-	-	-	(1,590)	-	(1,590)	-	(1,590)	
Net gain recognised directly in equity	-	16,037	-	-	-	16,037	-	16,037	
Total recognised income and expenses for the year	-	16,037	-	(1,590)	352,172	366,619	8,277	374,896	
Transfer to capital reserve	-	-	173,278	-	(173,278)	-	-	-	
As at 31 December 2009	100,000	(11,116)	257,402	-	730,828	1,077,114	64,734	1,141,848	

* Capital reserve is maintained in accordance with the needs of Section 39 Financial Development Institution Act 2002, by transferring 50% of profit after taxation.

The accompanying notes form an integral part of the financial statements.



CONSOLIDATED STATEMENT OF CHANGES IN EQUITIES

FOR THE YEAR ENDED 31 DECEMBER 2009 (CONTINUED)

BANK	NOTE	-----Non-Distributable -----				Distributable		Total Reserve RM'000
		General Reserve RM'000	Fair Value Reserve RM'000	Capital Reserve* RM'000	Revaluation Reserve RM'000	Retained Earnings RM'000		
As at 1 January 2008		100,000	(10,082)	-	1,722	460,676	552,316	
Profit for the year		-	-	-	-	168,247	168,247	
Revaluation of property, plant and equipment, after tax		-	-	-	(132)	-	(132)	
Net loss recognised directly in equity		-	(17,071)	-	-	-	(17,071)	
Total recognised income and expenses for the year		-	(17,071)	-	(132)	168,247	151,044	
Transfer to capital reserve		-	-	84,124	-	(84,124)	-	
As at 31 December 2008		100,000	(27,153)	84,124	1,590	544,800	703,360	
As at 1 January 2009		100,000	(27,153)	84,124	1,590	544,800	703,360	
Profit for the year		-	-	-	-	346,556	346,556	
Revaluation of property, plant and equipment, after tax		-	-	-	(1,590)	-	(1,590)	
Net gain recognised directly in equity		-	16,037	-	-	-	16,037	
Total recognised income and expenses for the year		-	16,037	-	(1,590)	346,556	361,003	
Transfer to capital reserve		-	-	173,278	-	(173,278)	-	
As at 31 December 2009		100,000	(11,116)	257,402	-	718,078	1,064,364	

* Capital reserve is maintained in accordance with the needs of Section 39 Financial Development Institution Act 2002, by transferring 50% of profit after taxation.

The accompanying notes form an integral part of the financial statements.



CASH FLOW STATEMENTS

FOR THE YEAR ENDED 31 DECEMBER 2009

	GROUP		BANK	
	2009 RM'000	2008 RM'000	2009 RM'000	2008 RM'000
CASH FLOWS FROM OPERATING ACTIVITIES				
Profit before tax and zakat and minority interest	479,435	227,253	467,050	233,002
Adjustment for:				
Net amortisation of premiums	(2,376)	(11,599)	(2,376)	(11,599)
Depreciation	40,327	35,562	37,678	33,054
Loss (write back)/impairment of property, plant and equipment	(4,286)	–	(4,286)	–
Property, plant and equipment written off	6,607	77	6,607	54
Adjustment for property, plant and equipment	209	–	209	–
Gain on disposal of property, plant and equipment	(3,593)	(44)	(3,594)	(44)
Net interest suspended	16,071	17,096	16,071	17,096
Allowance for bad and doubtful debts	136,416	110,970	136,416	110,970
Written back allowance for bad and doubtful debts	(65,913)	(62,436)	(65,913)	(62,436)
Allowance for doubtful debts of receivables included in other assets written back	91	914	91	914
Bad debts written off	12,033	7,412	12,033	7,412
Share of profit retained in associated company	(2,354)	(2,582)	–	–
Unrealised gain on revaluation of securities held-for-trading	–	12,887	–	12,887
Net gain from disposal of investment securities	(8,733)	(2,512)	(8,733)	(2,512)
Loss/(Gain) from winding-up of subsidiary	–	5	–	(6,674)
Dividend income	(5,813)	(9,584)	(5,813)	(9,583)
Balance carried forward	598,121	323,419	585,440	322,541

The accompanying notes form an integral part of the financial statements.



CASH FLOW STATEMENTS

FOR THE YEAR ENDED 31 DECEMBER 2009 (CONTINUED)

	GROUP		BANK	
	2009 RM'000	2008 RM'000	2009 RM'000	2008 RM'000
CASH FLOWS FROM OPERATING ACTIVITIES (Continued)				
Balance brought forward	598,121	323,419	585,440	322,541
Profit equalisation reserve	31,361	39,595	31,361	39,595
Operating profit before working capital changes	629,482	363,014	616,801	362,136
Increase/(Decrease) in deposits and placements with financial institutions	80,000	(55,319)	80,000	(55,319)
Increase in loans, advance and financing	(1,514,456)	(1,185,291)	(1,514,455)	(1,185,291)
Increase/(Decrease) in other assets	(72,166)	(5,016)	(65,752)	5,407
Increase in deposits from customers	1,269,609	1,961,499	1,275,763	1,961,588
Increase in deposits and placements of financial institutions	311,444	30,969	297,219	31,394
Increase/(Decrease) in other liabilities	8,470	(10,636)	15,734	(18,590)
Cash flows from operations	712,383	1,099,220	705,310	1,101,325
Tax paid	(121,791)	(80,722)	(121,637)	(80,513)
Zakat paid	(2,757)	(1,200)	(2,757)	(1,200)
Net cash generated from operating activities	587,835	1,017,298	580,916	1,019,612
CASH FLOWS FROM INVESTING ACTIVITIES				
Proceeds from disposal of property, plant and equipment	4,247	2,347	4,238	44
Investment in subsidiary company is dissolved	–	–	–	433,334
Due to subsidiary company is dissolved	–	–	–	(440,000)
Purchase of property, plant and equipment	(58,182)	(55,632)	(53,478)	(46,874)
Borrowing to financial institution paid	–	(300,000)	–	(300,000)
Net purchase of investment securities	(2,956,499)	(6,174,775)	(2,954,099)	(6,174,774)
Dividend received	5,237	7,092	5,237	7,501
Proceeds from disposal of investment	2,545,098	5,543,020	2,547,934	5,541,976
Net cash used in investing activities	(460,099)	(977,948)	(450,168)	(978,793)

The accompanying notes form an integral part of the financial statements.

	GROUP		BANK	
	2009 RM'000	2008 RM'000	2009 RM'000	2008 RM'000
CASH FLOWS FROM FINANCING ACTIVITIES (Continued)				
Borrowing received from financial institutions	12,622	–	12,622	–
Utilisation of development grant from Government	(980)	–	(980)	–
Development grant received from Government	–	69,900	–	69,900
Net cash from financing activities	11,642	69,900	11,642	69,900
NET INCREASE IN CASH AND CASH EQUIVALENTS	139,378	109,250	142,390	110,719
CASH AND CASH EQUIVALENTS AT 1 JANUARY	1,253,817	1,144,567	1,232,244	1,121,525
CASH AND CASH EQUIVALENTS AT 31 DECEMBER	1,393,195	1,253,817	1,374,634	1,232,244
CASH AND CASH EQUIVALENTS REPRESENT:				
Cash and short-term funds (Note 4)	1,393,195	1,253,817	1,374,634	1,232,244

The accompanying notes form an integral part of the financial statements.



NOTES TO THE FINANCIAL STATEMENTS

31 DECEMBER 2009

GENERAL INFORMATION

Bank Simpanan Nasional is incorporated under the Bank Simpanan Nasional Act 1974 and domiciled in Malaysia. The addresses of its registered office and principal place of operations are as follows:

Wisma BSN,
117, Jalan Ampang,
50450 Kuala Lumpur.

The consolidated financial statements as at and for the year ended 31 December 2009 comprise the Bank and its subsidiaries (together referred to as the Group) and the Group's interest in associate companies.

The principal activity of the Bank is to carry out the functions of a savings bank, that is to accept funds and to provide loans to customers which include Islamic Banking whilst the principal activities of the subsidiaries are shown in note 12.

There were no significant changes in the activities of the Group and the Bank during the financial year.

The financial statements were authorised for issue by the Board of Directors on 11 March 2010.

1. FINANCIAL RISK MANAGEMENT

The Group's primary risk management policy seeks to protect the capital and enhance overall profitability against any adverse effect in the event of unavoidable loss from any component of the Group's business through effective management of the Group's risks. The Bank's risk management monitoring structure was enhanced whereby the Board Risk Management Committee was established and to which the Bank's Risk Management Department reports directly to the Committee. The Members of the Committee comprise of independent and non-executive directors.

(a) Interest rate risk

Interest rate risk refers to volatility in net interest income as a result of changes in the levels of interest rate and shifts in the composition of the assets and liabilities. Interest rate risk is managed through interest rate sensitivity gap analysis. The objective of interest rate risk management is to ensure the Group maximises returns through strategic decisions made with acceptable interest rate risk exposure.

(b) Credit risk

Credit risk is the potential loss of revenue and principal losses in the form of specific allowances as a result of partial or total default of a loan by the borrower. The Group manages its credit risk through proper credit evaluation, collateral and repayment analysis and segregation of approving authority. The objective of credit risk management is to ensure that credit activities are conducted in a proper manner so as to minimise the risk exposure.

(c) Liquidity risk

Liquidity risk relates to the activity of maintaining sufficient liquid assets to meet its financial commitments and obligations when they fall due in a cost effective manner.

It is the Group's policy to maintain sufficient liquidity to fund daily operations and to meet its obligations to depositors and borrowers. Liquidity risk is controlled through the liquidity gap analysis.

1. FINANCIAL RISK MANAGEMENT (Continued)

(d) Operational risk

Operational risk is the risk of direct and indirect loss resulting from inadequate or failed internal processes, people and systems.

The Group has established appropriate policies and procedures with the objective to minimise losses arising from operational risk.

(e) Market risk

Market risk is the risk related to the fluctuation in the value of fixed income and equity investment as a result of changes in the market prices. In the case of fixed income investment, such changes are due to a change in interest rates or rating. As for equity investment such changes are caused by factors specific to the individual company or factors affecting the shares traded in the market.

2. BASIS OF PREPARATION OF THE FINANCIAL STATEMENTS

(a) Statement of compliance

The financial statements of the Group and of the Bank have been prepared in accordance with Financial Reporting Standards (FRS) issued by the Malaysian Accounting Standards Board (MASB) as modified by Bank Negara Malaysia, accounting principles generally accepted in Malaysia, Bank Simpanan Nasional Act 1974, Development Financial Institutions Act 2002, Takaful Act 1984 and Syariah requirements where applicable.

The following are the Financial Reporting Standards (FRS), amendments and IC Interpretations which have been issued by the Malaysian Accounting Standards Board (MASB) as of the balance sheet date but are not yet effective:

FRSs, Interpretations and amendments effective for annual periods beginning on or after 1 July 2009

FRS 8	Operating segments
-------	--------------------

FRSs, Interpretations and amendments effective for annual periods beginning on or after 1 January 2010

Amendments to FRS 1	First-time adoption of financial reporting standards
Amendments to FRS 127	Consolidated and separate financial statements: Cost of an investment in a subsidiary, jointly controlled entity or associate
Amendments to FRS 2	Share-based payment: Vesting conditions and cancellations
FRS 4	Insurance contracts
FRS 7	Financial instruments: Disclosures
Amendments to FRS 7	Financial instruments: Disclosures
FRS 101	Presentation of financial statements
FRS 123	Borrowing costs
FRS 139	Financial instruments: Recognition and measurement
Amendments to FRS 139	Financial instruments: Recognition and measurement



NOTES TO THE FINANCIAL STATEMENTS

31 DECEMBER 2009

2. BASIS OF PREPARATION OF THE FINANCIAL STATEMENTS (Continued)

(a) Statement of compliance (Continued)

FRSs, Interpretations and amendments effective for annual periods beginning on or after 1 January 2010. (continued)

Improvements to FRSs (2009)

IC Interpretation 9

IC Interpretation 10

IC Interpretation 11, FRS 2

IC Interpretation 13

IC Interpretation 14, FRS 119

Reassessment of embedded derivatives

Interim financial reporting and impairment

Group and treasury share transactions

Customer loyalty programmes

The limit on a defined benefit asset, minimum funding requirements and their interaction

FRSs, Interpretations and amendments effective for annual periods beginning on or after 1 July 2010.

FRS 1

Amendments to FRS 2

FRS 3

Amendments to FRS 5

FRS 127

Amendments to FRS 138

Amendments to

IC Interpretation 9

IC Interpretation 12

IC Interpretation 15

IC Interpretation 16

IC Interpretation 17

First-time adoption of financial reporting standards (revised)

Share-based payment

Business combinations (revised)

Non-current assets held for sale and discontinued operations

Consolidated and separate financial statements (revised)

Intangible assets

Reassessment of embedded derivatives

Service concession agreements

Agreements for the construction of real estate

Hedges of a net investment in a foreign operation

Distribution of non-cash assets to owners

The Group and Bank plans to apply the abovementioned standards, amendments and interpretations:

- i) from the annual period beginning 1 January 2010 for those standards, amendments or interpretations that will be effective for annual periods beginning on or after 1 July 2009 or 1 January 2010, except for FRS 8, IC Interpretation 13, IC Interpretation 14 and FRS 123 which are not applicable to the Group and Bank; and
- ii) from the annual period beginning 1 January 2011 for those standards, amendments or interpretations that will be effective for annual periods beginning on or after 1 July 2010, except for Amendments to FRS 2 which are not applicable to the Group and Bank.

FRS 8, IC Interpretation 13, IC Interpretation 14, FRS 123 and FRS 2 and all IC Interpretation which are not related, is not relevant to the Group and Bank. Therefore, further disclosure is not needed.

The initial application of a standard, an amendment or an interpretation, which will be applied to the current and the periods after 1 January 2010, is not expected to have any financial impacts to the current and prior periods to the Group and Bank financial statements upon their first adoption.

The impacts and disclosures as required by FRS 7, FRS 139, FRS 4, IC Interpretation 12 (if related) of the first time adoption to the financial statements as stated by para 30(b) FRS 108, Accounting policies, changes in accounting estimates and errors, are not disclosed by virtue of the exemptions given in these respective FRSs. The early adoption of the above amendments and IC interpretation is expected not to have a significant impact to the Group and Bank financial statements.

2. BASIS OF PREPARATION OF THE FINANCIAL STATEMENTS (Continued)

(b) Basis of measurement

The financial statements have been prepared on the historical cost basis except for the following assets and liabilities as explained in their respective accounting policy notes:

- Securities held-for-trading
- Securities available-for-sale

(c) Functional and presentation currency

These financial statements are presented in Ringgit Malaysia (RM), which is the Bank's functional currency. All financial information presented in RM has been rounded to the nearest thousand, unless otherwise stated.

(d) Use of estimates and judgements

The preparation of financial statements requires the management to make judgements, estimates and assumptions that affect the application of accounting policies and the reported amounts of assets, liabilities, income and expenses. Actual results may differ from these estimates.

Estimates and underlying assumptions are reviewed on an ongoing basis. Revisions to accounting estimates are recognised in the period in which the estimate is revised and in any future periods affected.

In particular, information about significant areas of estimation, uncertainty and critical judgements in applying accounting policies that have the most significant effect on the amount recognised in the financial statements are described in the following notes:

- Note 3 (f)-allowance for bad and doubtful debts

3. SIGNIFICANT ACCOUNTING POLICIES

The accounting policies set out below have been applied consistently to all periods presented in these financial statements, and have been applied consistently by Group entities, unless otherwise stated.

(a) Basis of consolidation

(i) Subsidiaries

Subsidiaries are entities, including unincorporated entities, controlled by the Group. Control exists when the Group has the ability to exercise its power to govern the financial and operating policies of an entity so as to obtain benefits from its activities. In assessing control, potential voting rights that presently are exercisable are taken into account.

The financial statements of subsidiaries are included in the consolidated financial statements from the date that control commences until the date that control ceases.

Investments in subsidiaries are stated in the Bank's balance sheet at cost less impairment losses, unless the investment is classified as held for sale (or included in a disposal group that is classified as held for sale).

Minority interests at the balance sheet date, being the portion of the net assets of subsidiaries attributable to equity interests that are not owned by the Bank, whether directly or indirectly through subsidiaries, are presented in the consolidated balance sheet and statement of changes in equity within equity, separately from equity attributable to the equity shareholders of the Bank.



NOTES TO THE FINANCIAL STATEMENTS

31 DECEMBER 2009

3. SIGNIFICANT ACCOUNTING POLICIES (Continued)

(a) Basis of consolidation (Continued)

(i) Subsidiaries (Continued)

Minority interests in the results of the Group are presented on the face of the consolidated income statements as an allocation of the total profit or loss for the year between minority interests and the equity shareholders of the Bank.

Where losses applicable to the minority exceed the minority's interest in the equity of a subsidiary, the excess, and any further losses applicable to the minority, are charged against the Group's interest except to the extent that the minority has a binding obligation to, and is able to, make additional investment to cover the losses.

If the subsidiary subsequently reports profits, the Group's interest is allocated all such profits until the minority's share of losses previously absorbed by the Group has been recovered.

(ii) Associates

Associates are entities, including unincorporated entities, in which the Group has significant influence, but not control, over the financial and operating policies.

Associates are accounted for in the consolidated financial statements using the equity method unless it is classified as held for sale (or included in a disposal group that is classified as held for sale). The consolidated financial statements include the Group's share of the income and expenses of the equity accounted associates, after adjustments to align the accounting policies with those of the Group, from the date that significant influence commences until the date that significant influence ceases.

When the Group's share of losses exceeds its interest in an equity accounted associate, the carrying amount of that interest (including any long-term investments) is reduced to nil and the recognition of further losses is discontinued except to the extent that the Group has an obligation or has made payments on behalf of the investee.

Investments in associates are stated in the Bank's balance sheet at cost less impairment losses, unless the investment is classified as held for sale (or included in a disposal group that is classified as held for sale).

(iii) Transactions eliminated on consolidation

Intra-group balances, and any unrealised income and expenses arising from intra-group transactions, are eliminated in preparing the consolidated financial statements.

Unrealised gains arising from transactions with equity accounted investees are eliminated against the investment to the extent of the Group's interest in the investee. Unrealised losses are eliminated in the same way as unrealised gains, but only to the extent that there is no evidence of impairment.

3. SIGNIFICANT ACCOUNTING POLICIES (Continued)

(b) Foreign currency transactions

Transactions in foreign currencies are translated to the respective functional currencies of Group entities at the exchange rates at the dates of the transaction.

Monetary assets and liabilities denominated in foreign currencies at the balance sheet date are retranslated to the functional currency at the exchange rate at that date. Non-monetary assets and liabilities denominated in foreign currencies that are measured at fair value are retranslated to the functional currency at the exchange rate at the date that the fair value was determined. Foreign currency differences arising on retranslation are recognised in the income statements.

(c) Cash and cash equivalents

Cash and cash equivalents include cash and bank balances at banks and other financial institutions and short term funds.

(d) Securities

Investments in securities of the Group and the Bank are classified according to the following categories depending on the purpose for which the securities were acquired.

(i) *Securities held-for-trading*

Securities are classified as held-for-trading if these financial assets are acquired principally for the purpose of benefiting from actual or expected short-term price movement or to lock in arbitrage profits. Securities held-for-trading are stated at fair value and any gain or loss arising from a change in their fair values and the derecognition of securities held-for-trading are recognised in the income statements.

(ii) *Securities held-to-maturity*

Securities held-to-maturity are financial assets with fixed or determinable payments and fixed maturity that the Group and the Bank have the positive intent and ability to hold to maturity. Unquoted shares in organisations set up for socio-economic purposes and equity instruments received as a result of loan restructuring or loan conversion which do not have a quoted market price in an active market and whose fair value cannot be reliably measured are also classified as securities held-to-maturity.

The securities held-to-maturity are measured at accreted/amortised cost based on the effective yield method. Amortisation of premium, accretion of discount and impairment as well as gain or loss arising from derecognition of securities held-to-maturity are recognised in the income statements.

Any sale or reclassification of a significant amount of securities held-to-maturity not close to their maturity would result in the reclassification of all securities held-to-maturity to securities available-for-sale, and prevent the Group and the Bank from classifying the similar class of securities as securities held-to-maturity for the current and following two financial years.

(iii) *Securities available-for-sale*

Securities available-for-sale are financial assets that are not classified as held-for-trading or held-to-maturity. The securities available-for-sale are measured at fair value or at cost (less impairment losses) if the fair value cannot be reliably measured. Any gain or loss arising from change in fair value are recognised directly in equity through the statement of changes in equity, until the financial asset is sold, collected, disposed of or impaired, at which time the cumulative gain or loss previously recognised in equity will be transferred to the income statements.



NOTES TO THE FINANCIAL STATEMENTS

31 DECEMBER 2009

3. SIGNIFICANT ACCOUNTING POLICIES (Continued)

(e) Loans, advances and financing

Loans, advances and financing are stated at cost less any allowance for bad and doubtful debts and financing.

(f) Allowance for bad and doubtful debts

Specific allowances are made for non-performing loans and financing which have been individually reviewed and specifically identified as substandard, doubtful or bad.

A general allowance based on a percentage of the loans and financing portfolio is also made to cover possible losses which are not specifically identified.

An uncollectible loan and financing or portion of a loan and financing classified as bad is written off after taking into consideration the realisable value of collateral, if any, when in the judgement of the management, there is no prospect of recovery.

(g) Receivables

Receivables are initially recognised at their cost when the contractual right to receive cash or another financial asset from another entity is established.

Subsequent to initial recognition, receivables are stated at cost less allowance for doubtful debts.

Receivables are not held for the purpose of trading.

Known bad debts for takaful business are written off and specific allowances are made for any outstanding premiums or reinsurance balances, which remain outstanding for more than 6 months from the date on which they become receivable, and for all debts which are considered doubtful.

(h) Property, plant and equipment

(i) Recognition and measurement

Items of property, plant and equipment are stated at cost less accumulated depreciation and impairment losses.

Cost includes expenditures that are directly attributable to the acquisition of the asset. The cost of self-constructed assets includes the cost of materials and direct labour, any other costs directly attributable to bringing the asset to working condition for its intended use, and the costs of dismantling and removing the items and restoring the site on which they are located. Purchased software that is integral to the functionality of the related equipment is capitalised as part of that equipment.

The cost of property, plant and equipment recognised as a result of a business combination is based on fair value at acquisition date. The fair value of property is the estimated amount for which a property could be exchanged on the date of valuation between a willing buyer and a willing seller in an arm's length transaction after proper marketing wherein the parties had each acted knowledgeably, prudently and without compulsion. The fair value of other items of plant and equipment is based on the quoted market prices for similar items.

3. SIGNIFICANT ACCOUNTING POLICIES (Continued)

(h) Property, plant and equipment (Continued)

(i) Recognition and measurement (Continued)

At the end of the financial year, when the property, plant and equipment been fully depreciated in accordance with the useful live and yet bringing the economic benefits, the property, plant and equipment is valued at fair value.

When significant parts of an item of property, plant and equipment have different useful lives, they are accounted for as separate items (major components) of property, plant and equipment.

(ii) Reclassification to investment property

When the use of a property changes from owner-occupied to investment property, the property is measured at cost and reclassified as investment property.

(iii) Subsequent costs

The cost of replacing part of an item of property, plant and equipment is recognised in the carrying amount of the item if it is probable that the future economic benefits embodied within the part will flow to the Group and its cost can be measured reliably. The costs of the day-to-day servicing of property, plant and equipment are recognised in the income statements as incurred.

(iv) Depreciation

Depreciation is recognised in the income statements on a straight-line basis over the estimated useful lives of each part of an item of property, plant and equipment. Leased assets are depreciated over the shorter of the lease term and their useful lives. Freehold land is not depreciated. Property, plant and equipment under construction are not depreciated until the assets are ready for their intended use.

The estimated useful lives for the current and comparative periods are as follows:

• buildings	50 years
• plant and equipment	5 – 7 years
• fixtures and fittings	5 – 7 years
• major components	25 – 30 years
• renovations	7 years

The depreciable amount is determined after deducting the residual value.

Depreciation methods, useful lives and residual values are reassessed at the reporting date.

(i) Impairment of assets

The carrying amount of the Group's assets except for deferred tax assets, financial assets (other than securities held-to-maturity and available-for-sale) and investment properties are reviewed at each balance sheet date to determine whether there are any indications of impairment. If any such indications exist, the asset's recoverable amount is estimated and an impairment loss is recognised in the income statements.



NOTES TO THE FINANCIAL STATEMENTS

31 DECEMBER 2009

3. SIGNIFICANT ACCOUNTING POLICIES (Continued)

(i) Impairment of assets (Continued)

The policies on impairment of assets are summarised as follows:

(i) Securities held-to-maturity

For securities carried at amortised cost in which there are objective evidence of impairment, impairment loss is measured as the difference between the securities' carrying amount and the present value of the estimated future cash flows discounted at the securities' original effective interest rate. The amount of the impairment loss is recognised in the income statements.

Subsequent reversals in the impairment loss is recognised when the decrease can be objectively related to an event occurring after the impairment was recognised, to the extent that the securities' carrying amount does not exceed its amortised cost if no impairment had been recognised. The reversal is recognised in the income statements.

For securities carried at cost, impairment loss is measured as the difference between the securities' carrying amount and the present value of estimated future cash flows discounted at the current market rate of return for similar securities. The amount of impairment loss is recognised in the income statements and such impairment losses are not reversed subsequent to its recognition.

(ii) Securities available-for-sale

For securities available-for-sale in which there are objective evidence of impairment, the cumulative impairment loss that had been recognised directly in equity shall be transferred from equity to the income statements, even though the securities have not been derecognised. The cumulative impairment loss is measured as the difference between the acquisition cost (net of any principal repayment and amortisation) and the current fair value, less any impairment loss previously recognised in the income statements.

Impairment losses on investments in equity instruments classified as available-for-sale are not reversed subsequent to its recognition. Reversals of impairment losses on debt instruments classified as available-for-sale are recognised in the income statements if the increase in the fair value can be objectively related to an event occurring after the recognition of the impairment loss in the income statements.

(iii) Goodwill

Goodwill that has an indefinite useful life is tested annually for impairment, or more frequently if events or changes in circumstances indicate that it might be impaired. For impairment testing, goodwill from business combinations is allocated to cash-generating units ("CGU") which are expected to benefit from the synergies of the business combination.

The recoverable amount is determined for each CGU based on its value in use. In assessing value in use, the estimated future cash flows discounted to their present value using a pre-tax discount rate that reflects current market assessments of the time value of money and the risks specific to the asset.

3. SIGNIFICANT ACCOUNTING POLICIES (Continued)

(i) Impairment of assets (Continued)

(iii) Goodwill (continued)

An impairment loss is recognised in the income statements when the carrying amount of the CGU, including the goodwill, exceeds the recoverable amount of the CGU. The total impairment loss is allocated, first, to reduce the carrying amount of goodwill allocated to the CGU and then to the other assets of the CGU on a pro-rata basis.

(iv) Other assets

Other assets such as property and equipment, investments in subsidiary companies and associated companies are reviewed for objective indications of impairment at each balance sheet date or whenever there is any indication that these assets may be impaired. Where such indications exist, impairment loss is determined as the excess of the asset's carrying value over its recoverable amount (greater of value in use or fair value less costs to sell) and is recognised in the income statements. Any reversal of an impairment loss for these assets is recognised in the income statements. The carrying amount is increased to its revised recoverable amount, provided that the amount does not exceed the carrying amount that would have been determined (net of amortisation or depreciation) had no impairment loss been recognised for the asset in prior years.

(j) Investment property

Investment properties are properties which are owned or held under a leasehold interest to earn rental income or for capital appreciation or for both. These include land held for a currently undetermined future use. Properties that are occupied by the companies in the Group are accounted for as owner-occupied rather than as investment properties.

Investment properties are stated at cost less accumulated depreciation and impairment losses, consistent with the accounting policy for property, plant and equipment as stated in the accounting policy notes.

Depreciation is charged to the income statements on a straight-line basis over the estimated useful lives of 25 to 50 years.

(k) Leasehold land/Prepaid lease payments

Leasehold land that normally has an indefinite economic life and title and is not expected to pass to the lessee by the end of the lease term is treated as an operating lease. The payment made on entering into or acquiring a leasehold land is accounted for as prepaid lease payments that are amortised over the lease term in accordance with the pattern of benefits provided except for leasehold land classified as investment property.



NOTES TO THE FINANCIAL STATEMENTS

31 DECEMBER 2009

3. SIGNIFICANT ACCOUNTING POLICIES (Continued)

(l) Goodwill

Goodwill/(negative goodwill) arises on the acquisition of subsidiaries, associates and joint ventures.

Goodwill is measured at cost and is no longer amortised but tested for impairment at least annually or more frequently when there is objective evidence of impairment. When the excess is negative (negative goodwill), it is recognised immediately in the income statements.

Goodwill is allocated to cash-generating units and is tested annually for impairment or more frequently if events or changes in circumstances indicate that it might be impaired.

In respect of equity accounted investees, the carrying amount of goodwill is included in the carrying amount of the investment. The entire carrying amount of the investment is tested for impairment when there is objective evidence of impairment.

(m) Deposits from customers

Deposits from customers are stated at placement values and adjusted for accrued interest.

(n) Borrowing from Institution

Borrowings from institutions are stated at cost.

(o) Provisions

A provision is recognised if, as a result of a past event, the Group has a present legal or constructive obligation that can be estimated reliably, and it is probable that an outflow of economic benefits will be required to settle the obligation. Provisions are determined by discounting the expected future cash flows at a pre-tax rate that reflects current market assessments of the time value of money and the risks specific to the liability.

Where an account is classified as non-performing, interest is suspended and clawed back to day one until it is realised on a cash basis. Customers' accounts are classified as non-performing where repayments are in arrears for six months or more from the first day of default for loan and advances, except for credit card accounts, which are classified as non-performing where payments are in arrears for more than three months.

The policy on suspension of interest is in accordance with the directives issued by Bank Negara Malaysia on "Guidelines on the Suspension of Interest on Non-Performing Loans and Provision for Bad and Doubtful Debts, BNM/GP3".

Contingent liabilities

Where it is not probable that an outflow of economic benefits will be required, or the amount cannot be estimated reliably, the obligation is disclosed as a contingent liability, unless the probability of outflow of economic benefits is remote. Possible obligations, whose existence will only be confirmed by the occurrence or non-occurrence of one or more future events are also disclosed as contingent liabilities unless the probability of outflow of economic benefits is remote.

Where the Bank enters into financial guarantee contracts to guarantee the indebtedness of others within its group, the Bank considers these to be insurance arrangements, and accounts for them as such. In this respect, the Bank treats the guarantee contract as a contingent liability until such time as it becomes probable that the Bank will be required to make a payment under the guarantee.

3. SIGNIFICANT ACCOUNTING POLICIES (Continued)

(o) Provisions (Continued)

Provision for wakalah fee reserves

In the current year a provision is made to record certain future expected losses to the shareholders' fund arising from servicing of individual policy contracts with participants.

The provision is estimated based on discounted future net cash flows to the shareholders' fund using an actuarial method consistent with that used for non unit reversing in a conventional life insurer called sterling reserves methodology.

The assumptions used are consistent with that used in the valuation of tabarru' fund and the shareholders' fund expense assumptions are based on an affiliated subsidiary practice.

(p) Payables

Payables are measured initially and subsequently at cost. Payables are recognised when there is a contractual obligation to deliver cash or another financial asset to another entity.

(q) Revenue recognition

Income from the various activities of the Group and of the Bank is accrued using the following bases:

(i) Interest income

- (a) Interest income on hire purchase is recognised on the "sum-of-digits" method.
- (b) Interest income on housing and term loans are recognised by reference to rest periods which are monthly, quarterly or yearly.
- (c) Interest income from private debt securities are recognised on an accrual basis.

(ii) Investment income

- (a) Accretion of discounts and amortisation of premiums on investment securities are recognised on time proportion basis to maturity dates that takes into account the effective yield on investment securities.

(iii) Dividend income

- (a) Dividend income is recognised when the right to receive payment is established.

(iv) Fee income

- (a) Fees on a variety of services and facilities extended to customers are recognised on inception of such transactions.

(v) Islamic placement and financing income

- (a) Income derived from Bai-Bithamil Ajil financing is recognised on an accrual basis.
- (b) Income from placements with financial institutions under the Syariah principles is recognised on an accrual basis.



NOTES TO THE FINANCIAL STATEMENTS

31 DECEMBER 2009

3. SIGNIFICANT ACCOUNTING POLICIES (Continued)

(q) Revenue recognition (Continued)

(vi) Commissions

When the Group acts in the capacity of an agent rather than as the principal in a transaction, the revenue recognised is the net amount of commission made by the Group.

(vii) Government development grant

Government grant is recognised initially as deferred income when there is reasonable assurance that it will be received and that the Group will comply with the conditions associated with the grant. Grants that compensate the Group for expenses incurred are recognised in the income statements on a systematic basis in the same periods in which the expenses are recognised. Grants that compensate the Group for the cost of an asset are recognised in the income statements on a systematic basis over the useful life of the asset.

(viii) Other revenue recognition

Other interest for Takaful business is recognised on the time proportion basis that takes into account the effective yield of the asset.

(r) Profit equalisation reserve ("PER") for the Islamic Banking Scheme

Profit equalisation reserve is the amount provided in order to maintain a certain level of return for depositors in conformity with Bank Negara Malaysia's Guidelines - "The Framework of the Rate of Return". The PER is deducted at a maximum amount of 15% of the total gross income and is maintained to 30% or above of total Islamic banking capital funds.

(s) Interest, financing and related expense recognition

Interest expense and attributable profit (on activities relating to SPI business) on deposits and borrowings of the Group and Bank are expensed as incurred and is recognised on an accrual basis.

(t) Employee benefits

(i) Short term benefits

Short-term employee benefit obligations in respect of salaries, annual bonuses, paid annual leave and sick leave are measured on an undiscounted basis and are expensed as the related service is provided.

A provision is recognised for the amount expected to be paid under short-term cash bonus or profit-sharing plans if the Group has a present legal or constructive obligation to pay this amount as a result of past service provided by the employee and the obligation can be estimated reliably.

The Group's contribution to the Employee's Provident Fund are charged to the income statements in the year to which they relate. Once the contributions have been paid, the Group has no further payment obligations.

3. SIGNIFICANT ACCOUNTING POLICIES (Continued)

(u) Tax expense

Tax expense comprises current and deferred tax. Tax expense is recognised in the income statements except to the extent that it relates to items recognised directly in equity, in which case it is recognised in equity.

Current tax is the expected tax payable on the taxable income for the year, using tax rates enacted or substantially enacted at the balance sheet date, and any adjustment to tax payable in respect of previous years.

Deferred tax is recognised using the balance sheet method, providing for temporary differences between the carrying amounts of assets and liabilities for reporting purposes and the amounts used for taxation purposes. Deferred tax is not recognised for the following temporary differences: the initial recognition of goodwill, the initial recognition of assets or liabilities in a transaction that is not a business combination and that affects neither accounting nor taxable profit (tax loss). Deferred tax is measured at the tax rates that are expected to be applied to the temporary differences when they reverse, based on the laws that have been enacted or substantively enacted by the balance sheet date.

Deferred tax liability is recognised for all taxable temporary differences.

A deferred tax asset is recognised to the extent that it is probable that future taxable profits will be available against which temporary difference can be utilised. Deferred tax assets are reviewed at each reporting date and are reduced to the extent that it is no longer probable that the related tax benefit will be realised.

Additional taxes that arise from the distribution of dividends are recognised at the same time as the liability to pay the related dividend is recognised.

(v) General takaful underwriting results

The general takaful underwriting results are determined for each class of business after taking into account retakaful, commissions, unearned contributions and claims incurred.

(i) Unearned contributions reserves

The unearned contribution reserves ("UCR") represent the portion of the net contributions of takaful policies written that relate to the unexpired periods of the certificates at the end of the financial period.

The 1/365 method is used for all general takaful business of the Company.

(ii) Provision for claims

A liability for outstanding claims is recognised in respect of direct insurance. The amount of outstanding claims is the best estimate of the expenditure required together with related expenses less recoveries to settle the present obligation at the balance sheet date.

Provision is also made for the cost of claims, together with related expenses incurred but not reported at balance sheet date, using a mathematical method of estimation.

iii) Acquisition costs

The cost of acquiring and renewing insurance policies net of income derived from ceding reinsurance premiums is recognised as incurred and properly allocated to the periods in which it is probable they give rise to income.



NOTES TO THE FINANCIAL STATEMENTS

31 DECEMBER 2009

3. SIGNIFICANT ACCOUNTING POLICIES (Continued)

(w) Family takaful underwriting results

The surplus transferable from the Life fund to the income statements is based on the surplus determined by an annual actuarial valuation of the long term liabilities to policy holders.

(i) Contribution income

Contribution is recognised as soon as the amount of the contribution can be reliably measured.

Unit-linked business

First contribution income is recognised on the assumption of risk and subsequent contributions are recognised on a cash basis. Subsequent risk is assumed based on sufficiency of units of the certificate holder.

(ii) Commission and agency expenses

Commission and agency expenses, which are costs directly incurred in securing contribution on takaful certificates, net of income derived from retakaful in the course of ceding of contribution to retakaful, are charged to the revenue account in the period in which they are incurred.

(iii) Provision for claims

Claims and settlement costs that are incurred during the financial period are recognised when a claimable event occurs and/or the insurer is notified.

Claims and provisions for claims arising on family takaful certificates, including settlement costs, are accounted for using the case basis method and for this purpose, the benefits payable under a family takaful certificates are recognised as follows:

- (a) Maturity or other takaful benefit payments due on specified dates are treated as claims payable on the due dates.
- (b) Death, surrender and other benefits without due dates are treated as claims payable on the date of receipt of termination of death of the assured or occurrence of contingency covered.

3. SIGNIFICANT ACCOUNTING POLICIES (Continued)

(w) Family takaful underwriting results (Continued)

(iv) Actuary reserve

The actuarial liability for the Mortgage Reducing Term Takaful (“MRTT”) products managed under group family fund is calculated using the net contribution method of valuation (“NCV”). The liability is ascertained by deducting the present value of future net contribution from the present value of the future amount-at-risk.

The actuarial liability for the investment-linked products managed under individual family fund is calculated using the discounted cash flow method to ensure that any future negative cash flow resulting from insufficiency of tabarru charges to meet expected benefit outgo are eliminated.

As with all projections, there are elements of uncertainty and thus the projected liabilities may be different from its actual liabilities due to the significant level of uncertainty involved in the discount rate used as well as mortality and morbidity assumptions.

(x) Wakalah fees, commission expenses and management expenses

In accordance with the principles of Wakalah, as approved by the Shariah Committee and agreed between the participants and the subsidiary, an agreed percentage of the gross contribution will be charged by the shareholders’ fund on an upfront basis to the general takaful and family takaful funds as wakalah fees.

The wakalah fees charged by the shareholders’ fund from the participants are used to pay all management expenses and commission expenses in the shareholders’ fund, which were incurred on behalf of the general takaful and family takaful funds. All management expenses are recognised in the shareholders’ fund as incurred.

Commission expenses, which are costs directly incurred in securing contributions on takaful certificates are recognised in the shareholders’ fund as incurred and properly allocated to the periods in which it is probable they give rise to income.

4. CASH AND SHORT TERM FUNDS

	GROUP		BANK	
	2009 RM'000	2008 RM'000	2009 RM'000	2008 RM'000
Cash and balances with banks and other financial institutions	400,228	521,132	391,740	512,394
Money at call and deposit placements maturing within one month	992,967	732,685	982,894	719,850
	1,393,195	1,253,817	1,374,634	1,232,244



NOTES TO THE FINANCIAL STATEMENTS

31 DECEMBER 2009

5. DEPOSITS AND PLACEMENTS WITH BANKS AND OTHER FINANCIAL INSTITUTIONS

	GROUP		BANK	
	2009 RM'000	2008 RM'000	2009 RM'000	2008 RM'000
Licensed banks	–	125,000	–	125,000
Other financial institutions	45,000	–	45,000	–
	45,000	125,000	45,000	125,000

The maturity structure of deposits and placements with financial institutions are as follows:

	GROUP		BANK	
	2009 RM'000	2008 RM'000	2009 RM'000	2008 RM'000
Maturity within one year	45,000	125,000	45,000	125,000
	45,000	125,000	45,000	125,000

6. SECURITIES HELD-FOR-TRADING

	GROUP		BANK	
	2009 RM'000	2008 RM'000	2009 RM'000	2008 RM'000
At fair value				
<u>Quoted securities in Malaysia:</u>				
Shares	–	17,366	–	17,366
Securities held-for-trading	–	17,366	–	17,366

7. SECURITIES AVAILABLE-FOR-SALE

	GROUP		BANK	
	2009 RM'000	2008 RM'000	2009 RM'000	2008 RM'000
At fair value				
<u>Money market instruments:</u>				
Malaysian Government Securities	504,717	200,794	504,717	200,794
Malaysian Government Investment Issues	429,789	280,086	429,789	280,086
Government Guaranteed Bond	10,000	–	10,000	–
	944,506	480,880	944,506	480,880
<u>Unquoted securities in Malaysia:</u>				
Shares *	2,400	–	2,400	–
Private Debt Securities	15,000	126,064	15,000	126,064
Islamic Debt Securities	25,253	–	25,253	–
	42,653	126,064	42,653	126,064
Less : Net amortisation of premiums less accretion of discounts	(2,133)	(118)	(2,133)	(118)
Less : Accumulated impairment losses unquoted securities in Malaysia *	(2,400)	–	(2,400)	–
Unrealised (loss)/gain on revaluation	(16,398)	15,237	(16,398)	15,237
	966,228	622,063	966,228	622,063
<u>Quoted securities in Malaysia:</u>				
Shares	189,294	217,496	189,294	217,496
Unit Trust investment	91,051	90,046	91,051	90,046
	280,345	307,542	280,345	307,542
Less : Accumulated impairment losses Quoted shares and Unit Trust investment in Malaysia	(119,148)	(128,976)	(119,148)	(128,976)
Unrealised gain/(loss) on revaluation	1,576	(51,441)	1,576	(51,441)
	162,773	127,125	162,773	127,125
Securities available-for-sale	1,129,001	749,188	1,129,001	749,188
The maturity structure of securities available-for-sale are as follows:				
Maturity within one year	966,228	622,063	966,228	622,063
No maturity period	162,773	127,125	162,773	127,125
	1,129,001	749,188	1,129,001	749,188

* On 14 September 2009, Bank received a transfer of shares from Permodalan BSN Venture Sdn Bhd for all the shares in IDS Electronics Sdn Bhd at carrying value. The classification had been corrected in the financial year ended 31 December 2009 from securities held to maturity to securities available for sale.



NOTES TO THE FINANCIAL STATEMENTS

31 DECEMBER 2009

8. SECURITIES HELD-TO-MATURITY

	GROUP		BANK	
	2009 RM'000	2008 RM'000	2009 RM'000	2008 RM'000
At amortised cost				
<u>Money Market Instruments (Long Term)</u>				
Malaysian Government Securities	3,274,092	3,093,763	3,269,593	3,093,763
Cagamas Bonds	193,279	193,279	193,279	193,279
Cagamas Shanadat	–	151,067	–	151,067
Malaysian Government Investment Issues	1,076,156	835,676	1,076,156	835,676
Government Guaranteed Bonds	426,623	391,623	426,623	391,623
Khazanah Bonds	473,966	499,749	473,966	499,749
	5,444,116	5,165,157	5,439,617	5,165,157
<u>Money Market Instruments (Short Term)</u>				
Negotiable				
Instrument Of Deposit-Islamic	–	17,949	–	17,949
Commercial Paper	–	9,693	–	9,693
Bankers Acceptance	205,927	281,033	205,927	281,033
Treasury Bill-Islamic	–	19,296	–	19,296
	205,927	327,971	205,927	327,971
<u>Unquoted securities in Malaysia:</u>				
Shares (Note 7)	–	2,400	–	–
Private Debt Securities	194,811	214,858	194,811	214,858
Islamic Debt Securities	531,311	591,060	464,114	524,666
	726,122	808,318	658,925	739,524
Less : Net amortisation of premiums less accretion of discounts	7,408	3,083	7,474	3,083
Less : Accumulated impairment losses Unquoted shares in Malaysia	–	(2,400)	–	–
Investment securities	6,383,573	6,302,129	6,311,943	6,235,735
The maturity structure of securities held-to-maturity are as follows:				
More than one year	5,483,440	4,697,797	5,411,810	4,631,403
Maturity within one year	900,133	1,604,332	900,133	1,604,332
	6,383,573	6,302,129	6,311,943	6,235,735

9. LOANS, ADVANCES AND FINANCING

	GROUP/BANK	
	2009 RM'000	2008 RM'000
(i) By loans type		
Term loans/financing		
Housing loans/financing	3,972,800	3,822,756
Personal loans	8,989,675	6,612,562
Hire purchase receivables	69,988	70,310
Other term loans/financing *	92,435	194,572
Micro credit	82,696	291,617
Micro finance	160,025	53,771
Staff loans/financing	120,226	127,862
Credit/charge cards	178,581	163,507
Revolving credit	172,630	191,438
Less: Unearned interest/income	(3,988,548)	(2,971,002)
Gross loans, advances and financing	9,850,508	8,557,393
Less: Allowance for bad and doubtful debts and financing:		
General	(212,225)	(179,636)
Specific	(323,969)	(461,577)
Interest/income-in-suspense	(94,274)	(111,989)
Total net loans, advances and financing	9,220,040	7,804,191

* Included in the Bank's term loans is a subordinated term loan given to BSNC Corporation (M) Berhad, an associate company amounting to RM150 million whereby settlement has been made for RM90 million through a transfer of 45 million units of Affin Holdings Berhad shares at RM2 per unit in year 2005. The repayment of the balance amounting to RM33 million has been restructured in the financial year 2008, with payments due on a quarterly basis at the yearly rest of 2% per annum and the last payment is due on December 2033. A total repayment for every quarter is approximately RM0.347 million.

	GROUP/BANK	
	2009 RM'000	2008 RM'000
(ii) By type of customer		
Domestic non-bank financial institutions		
Co-operative	44,988	55,981
Domestic business enterprises		
Subordinate	32,812	33,215
Individuals	9,772,708	8,468,197
	9,850,508	8,557,393



NOTES TO THE FINANCIAL STATEMENTS

31 DECEMBER 2009

9. LOANS, ADVANCES AND FINANCING (Continued)

	GROUP/BANK	
	2009 RM'000	2008 RM'000
(iii) By interest/profit rate sensitivity		
Fixed rate		
Housing loans/financing	877,543	821,806
Hire purchase receivables	64,798	67,453
Micro credit	82,696	291,617
Micro finance	159,925	53,771
Other fixed rate loan/financing	6,319,159	5,049,553
Variable rate		
Base lending rate-plus	2,138,779	2,035,490
Cost-plus	207,608	237,703
	9,850,508	8,557,393

	GROUP/BANK	
	2009 RM'000	2008 RM'000
(iv) By sector		
Purchase of residential property	3,110,068	2,957,682
Finance, insurance and business services	37,817	38,073
Purchase of securities	4,024	5,534
Purchase of transport vehicles	233,822	254,577
Consumer durables	5,730	10,828
Consumption credit	6,037,845	4,781,804
Credit cards	178,581	163,507
Micro credit	82,696	291,617
Micro finance	159,925	53,771
	9,850,508	8,557,393

10. NON-PERFORMING LOANS/FINANCING

	GROUP/BANK	
	2009 RM'000	2008 RM'000 (Restated)
(i) Movements in NPL/financing		
At beginning of year	692,509	724,634
Classified as non-performing during the year	214,862	236,387
Reclassified as performing during the year		
Reimbursement on micro credit loan	(149,970)	(46,996)
Others	(147,917)	(186,413)
Amount written off	(18,188)	(35,103)
At end of year	591,296	692,509
Specific allowance	(323,969)	(461,577)
Interest/income-in-suspense	(94,274)	(111,989)
Net non-performing loans/financing	173,053	118,943
Ratio of net non-performing loans/financing to net loans and financing	1.83%	1.49%

	GROUP/BANK	
	2009 RM'000	2008 RM'000
(ii) Movements in allowance for bad and doubtful debts and interest/income-in-suspense		
General allowance		
At beginning of year	179,636	154,035
Allowance made during the year (Note 32)	39,879	35,987
Transfer to specific allowance (Note 32)	(7,291)	(10,386)
At end of year	212,224	179,636
As % of gross loans, advance and financing less specific allowance	2.25%	2.25%



NOTES TO THE FINANCIAL STATEMENTS

31 DECEMBER 2009

10. NON-PERFORMING LOANS/FINANCING (Continued)

	GROUP/BANK	
	2009 RM'000	2008 RM'000
(ii) Movements in allowance for bad and doubtful debts and interest/income-in-suspense (Continued)		
Specific allowance		
At beginning of year	461,577	465,052
Allowance made during the year (Note 32)	96,537	74,983
Transfer from general allowance (Note 32)	7,291	10,386
Amount recovered (Note 32)	(59,622)	(57,208)
Amount written off	(181,814)	(31,636)
At end of year	323,969	461,577

	GROUP/BANK	
	2009 RM'000	2008 RM'000
Interest/income-in-suspense		
At beginning of year	111,989	92,275
Allowance made during the year	36,688	40,050
Amount recovered	(19,692)	(19,026)
Amount written off	(34,711)	(1,310)
At end of year	94,274	111,989

	GROUP/BANK	
	2009 RM'000	2008 RM'000
(iii) Non Performing Loan/Financing by sector		
Finance, insurance and business services	34,335	33,215
Purchase of residential property	296,756	260,275
Purchase of securities	3,946	5,442
Purchase of transport vehicles	45,375	57,911
Consumption credit	107,377	92,526
Consumer durables	2,690	2,871
Micro finance	15,408	235
Micro credit	79,534	233,179
Credit cards	5,875	6,855
	591,296	692,509

11. OTHER ASSETS

	GROUP		BANK	
	2009 RM'000	2008 RM'000	2009 RM'000	2008 RM'000
Interest/Income receivables	72,152	65,735	70,965	64,765
Deposits and prepayments	8,583	5,856	8,583	5,672
Sundry receivables	108,351	45,718	74,756	18,676
Dividend receivables	1,018	91	1,018	91
Due from related companies	–	5	–	–
Due from subsidiaries	–	–	237	27
	190,104	117,405	155,559	89,231
Less:				
Allowance for doubtful debts	(2,278)	(2,187)	(2,278)	(2,187)
	187,826	115,218	153,281	87,044

12. INVESTMENT IN SUBSIDIARIES

	BANK	
	2009 RM'000	2008 RM'000
Unquoted shares at cost	34,500	34,500
Less: Accumulated impairment losses	(2,500)	(2,500)
	32,000	32,000



NOTES TO THE FINANCIAL STATEMENTS

31 DECEMBER 2009

12. INVESTMENT IN SUBSIDIARIES (Continued)

Details of the subsidiaries are as follows:

Name	Principal activity	Country of incorporation	Percentage of equity held directly		Paid up capital RM'000
			2009 %	2008 %	
Permodalan BSN Berhad *	Management of Unit Trust Fund	Malaysia	100	100	2,000
Permodalan BSN Venture Sendirian Berhad *	Venture capital	Malaysia	100	100	2,500
Prudential BSN Takaful Berhad * (Note a)	Management of Takaful Funds	Malaysia	51	51	58,824

* Not audited by Auditor General of Malaysia

Note:

- a) On 29 June 2006, a Shareholder Agreement was signed between Bank Simpanan Nasional and Prudential Corporation Holdings Limited (PCHL). Under the agreement, BSN shall be required to pay to PCHL the sum of RM21 million by end of the first ten financial years being reimbursement of part of premium paid by PCHL.

13. INVESTMENT IN ASSOCIATE

	GROUP		BANK	
	2009 RM'000	2008 RM'000	2009 RM'000	2008 RM'000
Unquoted shares, at cost	231,809	231,809	231,809	231,809
Add: Group's share of post-acquisition results	13,615	11,261	-	-
Less: Accumulated impairment losses	(231,200)	(231,200)	(231,200)	(231,200)
	14,224	11,870	609	609
Represented by:				
Share of net tangible assets			14,224	11,870

Details of the associate is as follows:

Name	Principal Activity	Country Of Incorporation	Effective equity interest		Financial Year End
			2009 %	2008 %	
BSNC Corporation (M) Berhad	Investment holding	Malaysia	41.34	41.34	31 December

14. PROPERTY, PLANT AND EQUIPMENT

GROUP	Note	Buildings RM'000	Major components lift RM'000	Major components aircond RM'000	Plant and equipment RM'000	Fixtures and fittings RM'000	Motor vehicles RM'000	Work in progress RM'000	Renovations RM'000	Total RM'000
As at 1 January 2008		205,276	3,297	4,233	275,990	68,779	21,493	905	86,638	666,611
Addition		4,042	-	-	20,430	5,978	3,736	9,334	12,112	55,632
Reclassification		-	-	-	900	-	-	(892)	(8)	-
Write-off		-	-	-	(20,252)	(37)	(193)	-	-	(20,482)
Adjustments		-	-	-	-	8	-	(12)	-	(4)
Disposals		-	-	-	(1,139)	(60)	(474)	-	(1,180)	(2,853)
Reserve		-	-	-	-	-	(132)	-	-	(132)
As at 31 December 2008/										
As at 1 January 2009		209,318	3,297	4,233	275,929	74,668	24,430	9,335	97,562	698,772
Addition		-	-	-	27,300	3,983	3,991	4,661	18,247	58,182
Reclassification	15	(1,078)	-	-	3,264	41	-	(3,270)	(35)	(1,078)
Write-off		-	-	-	(8,495)	(15,765)	(187)	(6,065)	(537)	(31,049)
Adjustments		-	-	-	-	(28)	(1,590)	-	-	(1,618)
Disposals		-	-	-	(474)	(421)	(4,879)	-	-	(5,774)
As at 31 December 2009		208,240	3,297	4,233	297,524	62,478	21,765	4,661	115,237	717,435



NOTES TO THE FINANCIAL STATEMENTS

31 DECEMBER 2009

14. PROPERTY, PLANT AND EQUIPMENT (Continued)

GROUP	NOTE	Buildings RM'000	Major components lift RM'000	Major components aircond RM'000	Plant and equipment RM'000	Fixtures and fittings RM'000	Motor vehicles RM'000	Work in progress RM'000	Renovations RM'000	Total RM'000
As at 1 January 2008										
DEPRECIATION AND IMPAIRMENT LOSS		52,055	966	1,333	223,142	61,184	11,243	-	74,092	424,015
Accumulated depreciation		5,744	-	-	-	-	-	-	-	5,744
Accumulated impairment loss		4,179	136	240	21,259	2,424	1,244	-	4,293	33,775
Depreciation	30	-	-	-	8	-	-	-	(8)	-
Reclassification		-	-	-	(20)	(56)	(474)	-	-	(550)
Disposals		-	-	-	(20,199)	(37)	(175)	-	-	(20,411)
Write-off		-	-	-	2	-	-	-	-	2
Adjustments		-	-	-	-	-	-	-	-	-
As at 31 December 2008/										
As at 1 January 2009										
DEPRECIATION AND IMPAIRMENT LOSS		56,234	1,102	1,573	224,192	63,515	11,838	-	78,377	436,831
Accumulated depreciation		5,744	-	-	-	-	-	-	-	5,744
Accumulated impairment loss		4,168	137	240	23,981	3,129	1,201	-	5,661	38,517
Depreciation	30	(23)	-	-	-	-	-	-	-	(23)
Reclassification	15	380	-	-	-	-	-	-	-	380
Impairment loss	33	-	-	-	-	-	-	-	-	-
Write back		-	-	-	-	-	-	-	-	-
impairment loss	33	(4,666)	-	-	-	-	-	-	-	(4,666)
Impact FRS on		-	-	-	-	-	-	-	-	-
disposals value		-	-	-	-	-	1,145	-	-	1,145
Disposals		-	-	-	(465)	(376)	(4,279)	-	-	(5,120)
Depreciation		-	-	-	(7,972)	(15,765)	(168)	-	(537)	(24,442)
Adjustments		-	-	-	(6)	(17)	(938)	-	(3)	(964)
As at 31 December 2009										
Accumulated depreciation		60,379	1,239	1,813	239,730	50,486	8,799	-	83,498	445,944
Accumulated impairment loss		1,458	-	-	-	-	-	-	-	1,458
		61,837	1,239	1,813	239,730	50,486	8,799	-	83,498	447,402

14. PROPERTY, PLANT AND EQUIPMENT (Continued)

GROUP	Buildings RM'000	Major Components Lift RM'000	Major Components Aircraft RM'000	Plant and equipment RM'000	Fixtures and fittings RM'000	Motor vehicles RM'000	Work in progress RM'000	Renovations RM'000	Total RM'000
CARRYING AMOUNTS									
As at 1 January 2008	147,477	2,331	2,900	52,848	7,595	10,250	905	12,546	236,852
As at 31 December 2008/									
As at 1 January 2009	147,340	2,195	2,660	51,737	11,153	12,592	9,335	19,185	256,197
As at 31 December 2009	146,403	2,058	2,420	57,794	11,992	12,966	4,661	31,739	270,033
BANK									
COST									
As at 1 January 2008	205,276	3,297	4,233	267,525	68,255	21,408	905	86,267	657,166
Addition	-	-	-	18,809	5,572	3,736	9,334	9,423	46,874
Reclassification	-	-	-	900	-	-	(892)	(8)	-
Write-off	-	-	-	(20,223)	(37)	(193)	-	-	(20,453)
Adjustments	-	-	-	-	-	-	(12)	-	(12)
Disposals	-	-	-	-	-	(474)	-	-	(474)
Reserve	-	-	-	-	-	(132)	-	-	(132)
As at 31 December 2008/									
As at 1 January 2009	205,276	3,297	4,233	267,011	73,790	24,345	9,335	95,682	682,969
Addition	-	-	-	24,265	3,606	3,598	4,661	17,348	53,478
Reclassification	-	-	-	3,264	41	-	(3,270)	(35)	-
Write-off	-	-	-	(8,495)	(15,765)	(187)	(6,065)	(537)	(31,049)
Adjustments	-	-	-	-	(28)	(1,590)	-	-	(1,618)
Disposals	-	-	-	-	(397)	(4,875)	-	-	(5,272)
As at 31 December 2009	205,276	3,297	4,233	286,045	61,247	21,291	4,661	112,458	698,508



NOTES TO THE FINANCIAL STATEMENTS

31 DECEMBER 2009

14. PROPERTY, PLANT AND EQUIPMENT (Continued)

BANK	Note	Buildings RM'000	Major components lift RM'000	Major components aircond RM'000	Plant and equipment RM'000	Fixtures and fittings RM'000	Motor vehicles RM'000	Work in progress RM'000	Renovations RM'000	Total RM'000
As at 1 January 2008										
Accumulated depreciation		52,054	966	1,333	218,638	60,903	11,205	-	73,957	419,056
Accumulated impairment loss		5,744	-	-	-	-	-	-	-	5,744
Depreciation	30	4,111	136	240	19,020	2,363	1,223	-	4,174	31,267
Reclassification		-	-	-	8	-	-	-	(8)	-
Disposals		-	-	-	-	-	(474)	-	-	(474)
Write-off		-	-	-	(20,199)	(37)	(175)	-	-	(20,411)
As at 31 December 2008/										
As at 1 January 2009										
Accumulated depreciation		56,165	1,102	1,573	217,467	63,229	11,779	-	78,123	429,438
Accumulated impairment loss		5,744	-	-	-	-	-	-	-	5,744
Depreciation	30	4,111	137	240	21,821	3,015	1,159	-	5,408	35,891
Reclassification		-	-	-	-	-	-	-	-	-
Impairment loss	33	380	-	-	-	-	-	-	-	380
Write back impairment loss	33	(4,666)	-	-	-	-	-	-	-	(4,666)
Impact FRS on disposals value		-	-	-	-	-	1,145	-	-	1,145
Disposals		-	-	-	-	(353)	(4,275)	-	-	(4,628)
Write-off		-	-	-	(7,972)	(15,765)	(168)	-	(537)	(24,442)
Adjustments		-	-	-	(6)	(17)	(938)	-	(3)	(964)
As at 31 December 2009										
Accumulated depreciation		60,276	1,239	1,813	231,310	50,109	8,702	-	82,991	436,440
Accumulated impairment loss		1,458	-	-	-	-	-	-	-	1,458
		61,734	1,239	1,813	231,310	50,109	8,702	-	82,991	437,898

14. PROPERTY, PLANT AND EQUIPMENT (Continued)

BANK	Note	Buildings RM'000	Major components Lift RM'000	Major components aircond RM'000	Plant and equipment RM'000	Fixtures and fittings RM'000	Motor vehicles RM'000	Work in progress RM'000	Renovations RM'000	Total RM'000
CARRYING AMOUNTS										
As at 1 January 2008		147,478	2,331	2,900	48,887	7,352	10,203	905	12,310	232,366
As at 31 December 2008/ As at 1 January 2009		143,367	2,195	2,660	49,544	10,561	12,566	9,335	17,559	247,787
As at 31 December 2009		143,542	2,058	2,420	54,735	11,138	12,589	4,661	29,467	260,610



NOTES TO THE FINANCIAL STATEMENTS

31 DECEMBER 2009

15. PREPAID LEASE PAYMENT

GROUP		Leasehold	
COST	NOTE	Land	Total
		RM'000	RM'000
As at 1 January 2008		99,867	99,867
Transfer to investment property		-	-
Disposals		-	-
Reclassification from property, plant and equipment		-	-
As at 31 December 2008/1 January 2009		99,867	99,867
Transfer to investment property		-	-
Disposals		-	-
Reclassification from property, plant and equipment	14	1,078	1,078
As at 31 December 2009		100,945	100,945
DEPRECIATION AND IMPAIRMENT LOSS			
As at 1 January 2008		13,253	13,253
Transfer to investment property		-	-
Depreciation	30	1,061	1,061
Disposals		-	-
Reclassification from property, plant and equipment		-	-
As at 31 December 2008/1 January 2009		14,314	14,314
Reclassification from property, plant and equipment	14	23	23
Depreciation	30	1,084	1,084
As at 31 December 2009		15,421	15,421
CARRYING AMOUNTS			
As at 1 January 2008		86,614	86,614
As at 31 December 2008/1 January 2009		85,553	85,553
As at 31 December 2009		85,524	85,524

15. PREPAID LEASE PAYMENT (Continued)

BANK		Leasehold	
COST	NOTE	Land	Total
		RM'000	RM'000
As at 1 January 2008		99,867	99,867
Transfer to investment property		-	-
Disposals		-	-
Reclassification from property, plant and equipment		-	-
As at 31 December 2008/1 January 2009		99,867	99,867
Transfer to investment property		-	-
Disposals		-	-
Reclassification from property, plant and equipment		-	-
As at 31 December 2009		99,867	99,867
DEPRECIATION AND IMPAIRMENT LOSS			
As at 1 January 2008		13,253	13,253
Transfer to investment property		-	-
Depreciation	30	1,061	1,061
Disposals		-	-
Reclassification from property, plant and equipment		-	-
As at 31 December 2008/1 January 2009		14,314	14,314
Depreciation	30	1,061	1,061
As at 31 December 2009		15,375	15,375
CARRYING AMOUNTS			
As at 1 January 2008		86,614	86,614
As at 31 December 2008/1 January 2009		85,553	85,553
As at 31 December 2009		84,492	84,492



NOTES TO THE FINANCIAL STATEMENTS

31 DECEMBER 2009

16. INVESTMENT PROPERTIES

GROUP/BANK				Major	Major	
		Land	Buildings	components	components	Total
COST	NOTE	RM'000	RM'000	lift	aircond	RM'000
				RM'000	RM'000	
As at 1 January 2008		873	25,586	820	3,639	30,918
Transfer from prepaid lease payment	14	-	-	-	-	-
As at 31 December 2008/ As at 1 January 2009		873	25,586	820	3,639	30,918
Transfer from prepaid lease payment	15	-	-	-	-	-
Reclassification		-	-	-	-	-
As at 31 December 2009		873	25,586	820	3,639	30,918

DEPRECIATION AND IMPAIRMENT LOSS

As at 1 January 2008		211	4,447	169	811	5,638
Transfer from prepaid lease payment		-	-	-	-	-
Depreciation	30	9	512	31	174	726
Reclassification		-	-	-	-	-
As at 31 December 2008/ As at 1 January 2009		220	4,959	200	985	6,364
Transfer from prepaid lease payment	15	-	-	-	-	-
Depreciation	30	9	512	31	174	726
Reclassification		-	-	-	-	-
As at 31 December 2009		229	5,471	231	1,159	7,090

CARRYING AMOUNTS

As at 1 January 2008		662	21,139	651	2,828	25,280
As at 31 December 2008/ As at 1 January 2009		653	20,627	620	2,654	24,554
As at 31 December 2009		644	20,115	589	2,480	23,828

FAIR VALUE

As at 1 January 2009/31 December 2009						RM'000
						31,504

16. INVESTMENT PROPERTIES (Continued)

Rental revenue received from investment property is as follows:

	GROUP/BANK	
	2009 RM'000	2008 RM'000
Rental received	1,100	1,006

17. DEPOSITS FROM CUSTOMERS

	GROUP		BANK	
	2009 RM'000	2008 RM'000	2009 RM'000	2008 RM'000
(i) By type of deposit				
Savings deposits	5,930,278	5,718,995	5,933,506	5,719,084
Fixed deposits	8,957,714	8,201,758	8,960,729	8,201,758
Others	1,291,641	989,271	1,291,641	989,271
	16,179,633	14,910,024	16,185,876	14,910,113
(ii) By type of customer				
Government and statutory bodies	1,810,609	1,434,899	1,810,609	1,434,899
Business enterprises	3,225,816	3,043,814	3,232,059	3,043,903
Individual investment deposits	11,077,288	10,291,478	11,077,288	10,291,478
Others	65,920	139,833	65,920	139,833
	16,179,633	14,910,024	16,185,876	14,910,113

18. DEPOSITS AND PLACEMENTS OF BANKS AND OTHER FINANCIAL INSTITUTIONS

	GROUP		BANK	
	2009 RM'000	2008 RM'000	2009 RM'000	2008 RM'000
Licensed banks	242,800	–	242,800	–
Other financial institutions	562,278	493,634	562,278	507,859
	805,078	493,634	805,078	507,859



NOTES TO THE FINANCIAL STATEMENTS

31 DECEMBER 2009

19. DEFERRED INCOME

	GROUP/BANK	
	2009 RM'000	2008 RM'000
Balance as at 1 January	69,900	–
Grant received from Government	–	69,900
	69,900	69,900
Less: Transfer to income from grant received		
Professional services expenses	(980)	–
	(980)	–
Balance as at 31 December 2009	68,920	69,900

Letter from the Ministry of Finance dated 30 July 2008 states that the grant development granted is to finance the project in upgrading the infrastructure of the information technology of BSN especially on the 'Core Banking System'. Payment of RM69.9 million was received through "Rentas" on 6 October 2008.

20. BORROWING FROM INSTITUTION

	GROUP/BANK	
	2009 RM'000	2008 RM'000
Borrowing from Bank Negara Malaysia	12,622	–

The borrowing is given by Bank Negara Malaysia for the purpose of financing the Micro Financing Loan called Teman Mesra. This borrowing bears a fixed interest rate of 1.5% per annum payable semi-annually in June and December each year for 5 years.

21. OTHER LIABILITIES

	GROUP		BANK	
	2009 RM'000	2008 RM'000	2009 RM'000	2008 RM'000
Interest payable	117,378	142,362	117,378	142,362
Sundry payables	147,533	152,935	100,064	98,302
Accruals	66,607	44,938	66,607	44,843
Advanced loan repayment	140,393	123,579	140,393	123,579
Profit equalisation reserve (Note 40 (j))	126,700	95,339	126,700	95,339
Dividend on Premium Savings Certificates payable	6,007	5,629	6,007	5,629
Amount due to related company	-	5	-	-
	604,618	564,787	557,149	510,054

22. PROVISION FOR TAX AND ZAKAT/(TAX RECOVERABLE)

	GROUP		BANK	
	2009 RM'000	2008 RM'000	2009 RM'000	2008 RM'000
At beginning of year				
- tax	23,867	15,054	23,867	14,946
- zakat	3,317	1,460	3,317	1,460
Payment made during the year				
- tax	(121,791)	(80,722)	(121,637)	(80,513)
- zakat	(2,757)	(1,200)	(2,757)	(1,200)
Over provision in previous year	(638)	-	(638)	-
Provision for the year				
- tax	138,495	89,535	136,831	89,434
- zakat	4,615	3,057	4,615	3,057
	17,924	10,670	16,414	10,778
At end of year				
- tax	39,933	23,867	38,423	23,867
- zakat	5,175	3,317	5,175	3,317
	45,108	27,184	43,598	27,184
Less: Tax recoverable	(14,431)	(14,388)	(14,171)	(14,171)
	30,677	12,796	29,427	13,013



NOTES TO THE FINANCIAL STATEMENTS

31 DECEMBER 2009

23. DEFERRED TAX ASSETS/(LIABILITIES)

Deferred tax assets and liabilities are offset when there is a legally enforceable right to set-off current tax assets against current tax liabilities and when the deferred income taxes relates to the same fiscal authority. The components of deferred tax assets and liabilities during the financial year prior to offsetting are as follows:

GROUP	ASSETS		LIABILITIES		NET	
	2009 RM'000	2008 RM'000	2009 RM'000	2008 RM'000	2009 RM'000	2008 RM'000
Property, plant and equipment	–	–	(17,287)	(14,952)	(17,287)	(14,952)
Loans, advances and financing	53,056	44,909	–	–	53,056	44,909
Securities available-for-sale	3,707	9,051	–	–	3,707	9,051
Other liabilities	51,676	35,371	–	–	51,676	35,371
Other items	–	623	–	(1,992)	–	(1,369)
Net tax assets/(liabilities)	108,439	89,954	(17,287)	(16,944)	91,152	73,010

BANK	ASSETS		LIABILITIES		NET	
	2009 RM'000	2008 RM'000	2009 RM'000	2008 RM'000	2009 RM'000	2008 RM'000
Property, plant and equipment	–	–	(17,269)	(14,934)	(17,269)	(14,934)
Loans, advances and financing	53,056	44,909	–	–	53,056	44,909
Securities available-for-sale	3,707	9,051	–	–	3,707	9,051
Other liabilities	48,504	35,371	–	–	48,504	35,371
Other items	–	623	–	(1,992)	–	(1,369)
Net tax assets/(liabilities)	105,267	89,954	(17,269)	(16,926)	87,998	73,028

23. DEFERRED TAX ASSETS/(LIABILITIES) (CONTINUED)

The components and movements of deferred tax assets and liabilities during the financial year prior to offsetting are as follows:

GROUP	As at 1 January 2008 RM'000	Recognised in income statement RM'000	Recognised in Equity RM'000	As at 31 December 2008 RM'000	Recognised in income statement RM'000	Recognised in Equity RM'000	As at 31 December 2009 RM'000
Property, plant and equipment	(16,226)	1,274	–	(14,952)	(2,335)	–	(17,287)
Loans, advances and financing	40,049	4,860	–	44,909	8,147	–	53,056
Securities available- for-sale	–	–	9,051	9,051	–	(5,344)	3,707
Other liabilities	11,752	23,619	–	35,371	16,305	–	51,676
Other items	645	(2,014)	–	(1,369)	1,369	–	–
	36,220	27,739	9,051	73,010	23,486	(5,344)	91,152

BANK	As at 1 January 2008 RM'000	Recognised in income statement RM'000	Recognised in Equity RM'000	As at 31 December 2008 RM'000	Recognised in income statement RM'000	Recognised in Equity RM'000	As at 31 December 2009 RM'000
Property, plant and equipment	(16,205)	1,271	–	(14,934)	(2,335)	–	(17,269)
Loans, advances and financing	40,049	4,860	–	44,909	8,147	–	53,056
Securities available- for-sale	–	–	9,051	9,051	–	(5,344)	3,707
Other liabilities	11,752	23,619	–	35,371	13,133	–	48,504
Other items	645	(2,014)	–	(1,369)	1,369	–	–
	36,241	27,736	9,051	73,028	20,314	(5,344)	87,998



NOTES TO THE FINANCIAL STATEMENTS

31 DECEMBER 2009

24. REVENUE

Revenue comprises all types of revenue derived from lending, treasury investment and other banking activities undertaken by the Bank.

	GROUP		BANK	
	2009 RM'000	2008 RM'000	2009 RM'000	2008 RM'000
Interest income (Note 25)	596,004	583,050	592,847	580,314
Fees and commissions income (Note 27)	229,746	198,537	76,811	83,293
Income from Islamic banking operation (Note 41)	503,764	357,563	503,764	357,563
Other operating income	69,926	35,762	35,474	19,518
	1,399,440	1,174,912	1,208,896	1,040,688

25. INTEREST INCOME

	GROUP		BANK	
	2009 RM'000	2008 RM'000	2009 RM'000	2008 RM'000
Loans and advances				
Interest income other than recoveries from non performing loans	383,764	366,212	383,764	366,212
Recoveries from non performing loans	11,193	11,155	11,193	11,155
Money at call and deposits with bank and other financial institutions	12,255	12,262	12,171	11,894
Investment securities:				
Held-to-maturity	175,375	188,148	172,302	185,780
Available-for-sale	17,879	10,770	17,879	10,770
	600,466	588,547	597,309	585,811
Net amortisation of premiums less accretion of discounts	11,609	11,599	11,609	11,599
Net interest suspended	(16,071)	(17,096)	(16,071)	(17,096)
Total interest income	596,004	583,050	592,847	580,314

26. INTEREST EXPENSE

	GROUP		BANK	
	2009 RM'000	2008 RM'000	2009 RM'000	2008 RM'000
Deposits from customers	79,819	85,517	80,002	85,799
Deposits and placements of bank and other financial institutions	78,850	107,049	78,850	107,049
Others	17,901	16,458	17,901	16,458
	176,570	209,024	176,753	209,306

27. FEES AND COMMISSIONS INCOME

	GROUP		BANK	
	2009 RM'000	2008 RM'000	2009 RM'000	2008 RM'000
Service charges and fees	224,800	181,511	64,538	63,005
Other fee income	4,946	17,026	12,273	20,288
	229,746	198,537	76,811	83,293



NOTES TO THE FINANCIAL STATEMENTS

31 DECEMBER 2009

28. OTHER OPERATING INCOME

	GROUP		BANK	
	2009 RM'000	2008 RM'000	2009 RM'000	2008 RM'000
<i>Gain on disposal of investment securities</i>				
Securities available-for-sale	4,608	1,995	4,608	1,995
Securities held-to-maturity	–	104	–	104
Securities held-for-trading	4,125	413	4,125	413
<i>Gain/(Loss) on other investment</i>				
Securities held-for-trading	–	(12,887)	–	(12,887)
<i>Gross dividend income</i>				
Quoted in Malaysia				
Securities available-for-sale	3,702	5,320	3,702	5,320
Unquoted in Malaysia				
Securities held-to-maturity	2,151	4,264	2,111	4,263
<i>Other income</i>				
Net gain on foreign exchange currency	1,976	–	1,976	–
Net gain on disposal of property, plant and equipment	3,593	44	3,594	44
Net (loss)/gain on dissolution of subsidiary company	–	(5)	–	6,674
Rental income	2,081	5,931	2,213	6,069
Others	47,690	30,583	13,145	7,523
	69,926	35,762	35,474	19,518

29. PERSONNEL EXPENSES

	GROUP		BANK	
	2009 RM'000	2008 RM'000	2009 RM'000	2008 RM'000
Salaries and wages	167,688	152,770	158,259	145,104
Allowances and bonuses	54,196	37,773	53,645	37,303
Social security costs	2,683	2,467	2,676	2,462
Pension costs - defined contribution plan	29,850	24,590	29,021	23,782
Other staff related expenses	48,350	36,479	47,544	35,922
	302,767	254,079	291,145	244,573

Included in personnel expenses of the Group and of the Bank is directors' remuneration amounting to RM833,000 (2008: RM800,000) and RM666,000 (2008: RM687,000) respectively as further disclosed in Note 31.

30. OTHER OVERHEADS

	GROUP		BANK	
	2009 RM'000	2008 RM'000	2009 RM'000	2008 RM'000
Promotion and marketing				
Advertisement and publicity	14,883	9,943	12,393	9,664
Establishment				
Rental of premises	15,980	13,958	15,445	13,642
Depreciation (Note 14, 15 & 16)	40,327	35,562	37,678	33,054
Electronic data processing expenses	18,332	17,191	17,847	16,855
Hire of equipment	4,866	4,589	4,866	4,589
General expenses				
Auditors' fee	449	345	195	195
Subsidised interest on staff loans*	116	1,089	116	1,089
Reimbursement on micro credit financing**	(9,024)	(31,632)	(9,024)	(31,632)
Property, plant and equipment written off	6,654	44	6,654	44
Commission expenses	103,482	77,640	2,258	-
Outsourcing fees	36,666	35,495	2,869	-
Others	103,244	93,953	75,604	78,076
	335,975	258,177	166,901	125,576

* This relates to interest subsidised by the Bank for loans granted by the Government to the Bank's employees.

** This relates to expenses incurred for micro credit financing. This item is reimbursed by the Government at a rate of 8.45% per annum.



NOTES TO THE FINANCIAL STATEMENTS

31 DECEMBER 2009

31. KEY MANAGEMENT PERSONNEL COMPENSATION

	GROUP		BANK	
	2009 RM'000	2008 RM'000 (Restated)	2009 RM'000	2008 RM'000
Directors				
Short-term benefits	833	800	666	687
	833	800	666	687
Other short term employee benefits (including estimated monetary value)	300	181	130	79
	1,133	981	796	766
Other key management personnel:				
Short-term employee benefits	3,354	3,410	976	977
Long-term employee benefits	78	607	–	–
	3,432	4,017	976	977
	4,565	4,998	1,772	1,743

32. ALLOWANCE FOR LOSSES ON LOANS, ADVANCE AND FINANCING

	GROUP/BANK	
	2009 RM'000	2008 RM'000
Allowance for bad and doubtful debts and financing		
General allowance		
Provided during the year (Note 10)	39,879	35,987
Transfer to specific allowance (Note 10)	(7,291)	(10,386)
Specific allowance		
Provided during the year (Note 10)	96,537	74,983
Written back (Note 10)	(59,622)	(57,208)
Transfer from general allowance (Note 10)	7,291	10,386
Reimbursement on micro credit loan	(149,970)	(46,996)
Bad debts (recovered)/written off		
Recovered	(6,291)	(5,228)
Written off	12,033	7,412
	(67,434)	8,950

33. IMPAIRMENT WRITE BACK/(LOSS)

	GROUP		BANK	
	2009 RM'000	2008 RM'000	2009 RM'000	2008 RM'000
Impairment loss on investment in a subsidiary	–	(730)	–	–
Impairment loss on investment on quoted shares	–	(30,000)	–	(30,000)
Impairment loss on property, plant and equipment (Note 14)	(380)	–	(380)	–
Impairment write back on property, plant and equipment (Note 14)	4,666	–	4,666	–
	4,286	(30,730)	4,286	(30,000)

34. TAX EXPENSE

	GROUP		BANK	
	2009 RM'000	2008 RM'000	2009 RM'000	2008 RM'000
Tax expense				
Current year	138,495	89,538	136,831	89,434
Previous years	(638)	–	(638)	–
	137,857	89,538	136,193	89,434
Deferred tax expense				
Origination and reversal of temporary differences				
Current year	(23,576)	(29,184)	(20,404)	(29,181)
Previous years	90	1,445	90	1,445
	114,371	61,799	115,879	61,698



NOTES TO THE FINANCIAL STATEMENTS

31 DECEMBER 2009

34. TAX EXPENSE (Continued)

	GROUP	
	2009 RM'000	2008 RM'000
Profit before tax	479,435	227,253
Taxation at Malaysian statutory tax rate of 25% (2008: 26%)	119,859	59,086
Tax exempt income	(7,904)	(1,148)
Non-deductible expenses	2,602	2,317
Effect of changes in temporary difference not recognised	670	(2,124)
Effect of change in tax rate	9	(859)
Income subject to tax at Bank but eliminated at Group	(317)	3,437
Other items	–	(355)
	114,919	60,354
Over provision of the previous years	(638)	–
Under recognised on deferred tax asset previous years	90	1,445
Tax expenses for the year	114,371	61,799

	BANK	
	2009 RM'000	2008 RM'000
Profit before tax	467,050	233,002
Taxation at Malaysian statutory tax rate of 25% (2008: 26%)	116,763	60,581
Tax exempt income	(2,835)	(1,148)
Non-deductible expenses	2,499	1,649
Effect of change in tax rate	–	(829)
	116,427	60,253
Over provision of the previous years	(638)	–
Under recognised on deferred tax asset previous years	90	1,445
Tax expenses for the year	115,879	61,698

35. RELATED PARTY TRANSACTIONS

Parties are considered to be related to the Group or the Company if the Group or the Company has the ability, directly or indirectly, to control the party or exercise significant influence over the party in making financial and operating decisions, or vice versa, or where the Group or the Company and the party are subject to common control or common significant influence. Related parties may be individuals or other entities. The related parties of the Group and the Bank are:

(i) Subsidiaries

Details of the subsidiaries are shown in Note 12.

(ii) Associated company

Associated company is the entity in which the Group has significant influence but not control, and where it generally holds interest between 20% to 50% in the entity as disclosed in Note 13.

(iii) Key management personnel

Key management personnel are defined as those persons having authority and responsibility for planning, directing and controlling the activities of the Group and the Bank either directly or indirectly. The key management personnel of the Group and the Bank include Executive Directors and Non-Executive Directors of the Bank and certain members of senior management of the Bank and heads of major subsidiary companies (including close members of their families) of the Group.

(iv) Companies in which have financial interest

These are entities in which significant voting power in such entities directly or indirectly resides with the Group and the Bank. Entity which has the financial interest is Koperasi Kakitangan Bank Simpanan Nasional Berhad (KOBANAS).

a) The significant transactions of the Group and the Bank with its related parties are as follows:

GROUP	Associated company		Companies in which have financial interest	
	2009 RM'000	2008 RM'000	2009 RM'000	2008 RM'000
Income received:				
Interest on loans, advances and financing	635	865	232	265
	635	865	232	265



NOTES TO THE FINANCIAL STATEMENTS

31 DECEMBER 2009

35. RELATED PARTY TRANSACTIONS (Continued)

(iv) Companies in which have financial interest (Continued)

a) The significant transactions of the Group and the Bank with its related parties are as follows: (Continued)

BANK	Subsidiaries		Associated company		Companies in which have financial interest	
	2009 RM'000	2008 RM'000	2009 RM'000	2008 RM'000	2009 RM'000	2008 RM'000
Income received:						
Interest on loans, advances and financing	-	-	635	865	232	265
Commission received	7,327	3,262	-	-	-	-
Rental of premises	132	138	-	-	-	-
	7,459	3,400	635	865	232	265
Expenditure incurred:						
Interest on deposits	183	282	-	-	-	-
	183	282	-	-	-	-

b) The significant outstanding balances of the Group and the Bank with its related parties are as follows:

GROUP	Associated company		Companies in which have financial interest	
	2009 RM'000	2008 RM'000	2009 RM'000	2008 RM'000
Amount due from related parties:				
Loans, advances and financing	32,812	33,215	5,005	4,858
Less: Provision	(32,106)	(33,215)	-	-
	706	-	5,005	4,858

35. RELATED PARTY TRANSACTIONS (Continued)

(iv) Companies in which have financial interest (Continued)

b) The significant outstanding balances of the Group and the Bank with its related parties are as follows: (Continued)

BANK	Subsidiaries		Associated company		Companies in which have financial interest	
	2009 RM'000	2008 RM'000	2009 RM'000	2008 RM'000	2009 RM'000	2008 RM'000
Amount due from related parties:						
Loans, advances and financing	–	–	31,545	33,215	5,005	4,858
Interest receivables	–	–	1,267	–	–	–
Amount due from expenses paid on behalf	–	27	–	–	–	–
	–	27	32,812	33,215	5,005	4,858
Amount due to related parties:						
Deposits and placements received	6,243	14,314	–	–	–	–
	6,243	14,314	–	–	–	–

c) There were no granting of loans to the Directors of the Bank. Loans made to other key management personnel of the Group and the Bank are on the similar terms and conditions generally available to other employees within the Group.

All related party transactions are conducted at arm's length basis and on normal commercial terms which are not more favourable than those generally available to the public.

No provisions have been recognised in respect of loans given to key management personnel (2008: Nil)

Remunerations and other benefits to the key management personnel for the Group and the Bank are shown in note 31.



NOTES TO THE FINANCIAL STATEMENTS

31 DECEMBER 2009

36. COMMITMENTS AND CONTINGENCIES

GROUP/BANK	2009			2008		
	Principal amount RM'000	Credit equivalent amount* RM'000	Risk weighted amount RM'000	Principal amount RM'000	Credit equivalent amount* RM'000	Risk weighted amount RM'000
Irrevocable to commitments to extend credit:						
Maturity not exceeding one year	8,770	–	–	8,193	–	–
Maturity exceeding one year	309,150	154,575	77,288	396,739	198,370	99,185
	317,920	154,575	77,288	404,932	198,370	99,185
Contingent Liabilities:						
Amount guaranteed by Bank	484	242	242	481	241	241
	318,404	154,817	77,530	405,413	198,611	99,426

* The credit equivalent amount is arrived at using the credit conversion factor as per Bank Negara Malaysia's Guidelines.

37. INTEREST/PROFIT RATE RISK

BANK	Up to 1 month RM'000	> 1 month – 1 year RM'000	> 1 - 5 year RM'000	Over 5 years RM'000	Non-interest sensitive RM'000	Provision RM'000	Total RM'000	Average interest rate % p.a
As at 31 December 2009								
Asset								
Cash and short-term funds	982,894	–	–	–	391,740	–	1,374,634	2.00%
Deposits and placements with banks and other financial institutions	–	45,000	–	–	–	–	45,000	2.50%
Securities held-for-trading	–	–	–	–	–	–	–	–
Securities available-for-sale	–	–	373,209	593,019	162,773	–	1,129,001	3.49%
Securities held-to-maturity	271,723	628,410	3,272,632	2,139,177	–	–	6,311,943	3.75%
Loans, advances and financing	11,549	209,442	1,092,071	8,537,446	–	(630,468)	9,220,040	8.29%
Other assets	–	–	–	–	153,281	–	153,281	–
Tax recoverable	–	–	–	–	14,171	–	14,171	–
Investment in subsidiaries	–	–	–	–	32,000	–	32,000	–
Investment in associate	–	–	–	–	609	–	609	–
Property, plant and equipment	–	–	–	–	260,610	–	260,610	–
Prepaid lease payment	–	–	–	–	84,492	–	84,492	–
Investment properties	–	–	–	–	23,828	–	23,828	–
Deferred tax assets	–	–	–	–	87,998	–	87,998	–
Total assets	1,266,166	882,852	4,737,912	11,269,643	1,211,502	(630,468)	18,737,607	

37. INTEREST/PROFIT RATE RISK (Continued)

BANK	Up to 1 month RM'000	> 1 month - 1 year RM'000	> 1 - 5 year RM'000	Over 5 years RM'000	Non-interest sensitive RM'000	Provision RM'000	Total RM'000	Average interest rate % p.a
As at 31 December 2009								
Liabilities								
Deposits from customers	9,223,201	6,962,675	-	-	-	-	16,185,876	2.02%
Deposits and placements of banks and other financial institutions	-	805,078	-	-	-	-	805,078	2.75%
Deferred income	-	-	-	-	68,920	-	68,920	
Borrowing from institution	-	-	12,622	-	-	-	12,622	
Other liabilities	-	-	-	-	557,149	-	557,149	
Provision for tax and zakat	-	-	-	-	43,598	-	43,598	
Total liabilities	9,223,201	7,767,753	12,622	-	669,667	-	17,673,243	
Total reserves	-	-	-	-	1,064,364	-	1,064,364	
Total liabilities and reserves	9,223,201	7,767,753	12,622	-	1,734,031	-	18,737,607	
Total interest sensitivity gap	(7,957,035)	(6,884,901)	4,725,290	11,269,643	(522,529)	(630,468)	-	

BANK	Up to 1 month RM'000	> 1 month - 1 year RM'000	> 1 - 5 year RM'000	Over 5 years RM'000	Non-interest sensitive RM'000	Provision RM'000	Total RM'000	Average interest rate % p.a
As at 31 December 2009								
Asset								
Cash and short-term funds	719,850	-	-	-	512,394	-	1,232,244	3.25%
Deposits and placements with banks and other financial institutions	-	125,000	-	-	-	-	125,000	3.49%
Securities held-for-trading	-	-	-	-	17,366	-	17,366	-
Securities available-for-sale	-	-	356,662	265,401	127,125	-	749,188	3.18%
Securities held-to-maturity	83,840	1,468,432	3,265,805	1,417,657	-	-	6,235,735	3.61%
Loans, advances and financing	8,976	164,237	278,892	8,105,288	-	(753,202)	7,804,191	7.80%
Other assets	-	-	-	-	87,044	-	87,044	
Tax recoverable	-	-	-	-	14,171	-	14,171	
Investment in subsidiaries	-	-	-	-	32,000	-	32,000	
Investment in associate	-	-	-	-	609	-	609	
Property, plant and equipment	-	-	-	-	247,787	-	247,787	
Prepaid lease payment	-	-	-	-	85,553	-	85,553	
Investment properties	-	-	-	-	24,554	-	24,554	
Deferred tax assets	-	-	-	-	73,028	-	73,028	
Total assets	812,666	1,757,669	3,901,359	9,788,347	1,221,631	(753,202)	16,728,470	



NOTES TO THE FINANCIAL STATEMENTS

31 DECEMBER 2009

37. INTEREST/PROFIT RATE RISK (Continued)

BANK	Up to 1 month RM'000	> 1 month - 1 year RM'000	> 1 - 5 year RM'000	Over 5 years RM'000	Non-interest sensitive RM'000	Provision RM'000	Total RM'000	Average Interest Rate % p.a
As at 31 December 2008								
Liabilities								
Deposits from customers	7,775,282	7,134,831	-	-	-	-	14,910,113	2.21%
Deposits and placements of banks and other financial institutions	-	507,859	-	-	-	-	507,859	3.59%
Deferred income	-	-	-	-	69,900	-	69,900	
Other liabilities	-	-	-	-	510,054	-	510,054	
Provision for tax and zakat	-	-	-	-	27,184	-	27,184	
Total liabilities	7,775,282	7,642,690	-	-	607,138	-	16,025,110	
Total reserves	-	-	-	-	703,360	-	703,360	
Total liabilities and reserves	7,775,282	7,642,690	-	-	1,310,498	-	16,728,470	
Total interest sensitivity gap	(6,962,616)	(5,885,021)	3,901,359	9,788,347	(88,867)	(753,202)	-	

38. CAPITAL ADEQUACY

	GROUP		BANK	
	2009 RM'000	2008 RM'000	2009 RM'000	2008 RM'000
The capital adequacy ratios of the reporting institution are as follows:				
Tier I Capital				
General reserve	100,000	100,000	100,000	100,000
Retained earnings	730,828	551,934	718,078	544,800
Capital reserve	257,402	84,124	257,402	84,124
Minority interest	64,734	56,457	-	-
	1,152,964	792,515	1,075,480	728,924
Less:				
Deferred tax assets	(87,445)	(63,959)	(84,291)	(63,977)
Total Tier I capital	1,065,519	728,556	991,189	664,947
Tier II Capital				
Other reserve	68,920	69,900	68,920	69,900
General allowance for bad and doubtful debts and financing	212,225	179,636	212,225	179,636
Total Tier II capital	281,144	249,535	281,145	249,536
Less: Investment in subsidiaries (Note 12)	-	-	34,500	34,500
	1,346,663	978,091	1,237,834	879,983

38. CAPITAL ADEQUACY (Continued)

	GROUP		BANK	
	2009 %	2008 %	2009 %	2008 %
Capital base				
Core capital ratio	10.89	8.54	10.24	7.88
Risk-weighted capital ratio	13.76	11.46	12.79	10.43
Core capital ratio (net of proposed dividends)	10.89	8.54	10.24	7.88
Risk-weighted capital ratio (net of proposed dividends)	13.76	11.46	12.79	10.43

Breakdown of gross risk-weighted assets in the various categories of risk-weights:

GROUP	2009		2008	
	Principal RM'000	Risk Weighted RM'000	Principal RM'000	Risk Weighted RM'000
0%	6,747,138	–	6,047,790	–
10%	195,607	19,561	341,599	34,160
20%	1,383,445	276,689	1,344,596	268,919
50%	3,030,600	1,515,300	2,935,003	1,467,502
100%	7,975,565	7,975,565	6,762,432	6,762,432
	19,332,355	9,787,115	17,431,420	8,533,013

BANK	2009		2008	
	Principal RM'000	Risk Weighted RM'000	Principal RM'000	Risk Weighted RM'000
0%	6,722,629	–	6,011,903	–
10%	195,607	19,561	341,599	34,160
20%	1,383,445	276,689	1,344,596	268,919
50%	3,030,600	1,515,300	2,935,003	1,467,502
100%	7,869,273	7,869,273	6,667,837	6,667,837
	19,201,554	9,680,823	17,300,938	8,438,418



NOTES TO THE FINANCIAL STATEMENTS

31 DECEMBER 2009

39. FINANCIAL INSTRUMENTS AND RELATED DISCLOSURE

- a) Information about the extent and nature of the financial instruments, including significant terms and conditions and their exposure to interest rate risk is presented in their respective notes, where applicable.
- b) The carrying amounts of financial assets and liabilities of the Group and of the Bank on the balance sheet date approximated their fair value except for the following:

	GROUP		BANK	
	Carrying amount RM'000	Fair value RM'000	Carrying amount RM'000	Fair value RM'000
Financial Assets				
As at 31 December 2009				
Securities available-for-sale (Note 7)	1,129,001	1,129,001	1,129,001	1,129,001
Securities held-to-maturity (Note 8)	6,383,573	6,142,987	6,311,943	6,142,987
Loans, advances and financing (Note 9)	9,220,040	9,432,265	9,220,040	9,432,265
	16,732,614	16,704,253	16,660,984	16,704,253

As at 31 December 2008				
Securities held-for-trading (Note 6)	17,366	17,366	17,366	17,366
Securities available-for-sale (Note 7)	749,188	749,188	749,188	749,188
Securities held-to-maturity (Note 8)	6,302,129	6,336,321	6,235,735	6,336,255
Loans, advances and financing (Note 9)	7,804,191	7,983,827	7,804,191	7,983,827
	14,872,874	15,086,702	14,806,480	15,086,636

	GROUP		BANK	
	Carrying amount RM'000	Fair value RM'000	Carrying amount RM'000	Fair value RM'000
Financial Liabilities				
As at 31 December 2009				
Borrowing from institution (Note 20)	12,622	12,622	12,622	12,622
As at 31 December 2008				
Borrowing from institution (Note 20)	-	-	-	-

39. FINANCIAL INSTRUMENTS AND RELATED DISCLOSURE (Continued)

The following methods and assumptions are used to estimate the fair value of each class of financial instruments:

i) Cash and short term funds and placements with financial institutions

The carrying amount of cash and short term funds and placements with financial institutions approximates fair value due to the relatively short term maturity of these instruments.

ii) Securities

The fair value of publicly traded investment securities are estimated based on quoted market prices at the balance sheet date. As there are no quoted market prices for investment securities, a reasonable estimate of fair value has been calculated based on the indicative rates obtained from third party.

iii) Loans, advances and financing

The Group and the Bank consider the carrying amount of loans, advances and financing to customers as a reasonable approximation of its fair value.

The fair values of fixed rate loans with remaining maturity of less than one year and variable rate loans are estimated to approximate their carrying values. For fixed rate loans and Islamic financing with remaining maturity of more than one year, the fair values are estimated based on expected future cash flows of contractual installment and discounted at applicable prevailing rates as at balance sheet date offered to new borrowers with similar credit profiles. In respect of non-performing loans, their fair values are deemed to approximate the carrying values, net of specific allowance for bad and doubtful debts and financing.

iv) Other receivables and payables

The carrying amounts of other receivables and payables are reasonable estimates of fair value due to their relatively short term maturity.

v) Other investments

Fair value of other investments is based on the share of net tangible assets of the investee companies as at the balance sheet date.

vi) Deposits from customers and from financial institutions

The Group and the Bank consider the carrying amounts of all its deposits, such as non-bank customers' deposits and deposits and balances of banks, agents and related companies, as reasonable approximation of their respective fair value given that these are mostly payable on demand and are short-term in nature.

vii) Borrowing from institution

The fair value of borrowing from Bank Negara Malaysia is estimated at the carrying value.



NOTES TO THE FINANCIAL STATEMENTS

31 DECEMBER 2009

40. SUBSEQUENT EVENT

The Board of directors of Permodalan BSN Venture Sendirian Berhad has approved to wind up Permodalan BSN Venture Sendirian Berhad by way of members' voluntary winding-up on 2 February 2010.

There is no implication from the winding up in the opinion that no significant influence occur because all investment in Permodalan BSN Venture Sendirian Berhad is fully provided for the provision in diminution.

41. THE OPERATIONS OF ISLAMIC BANKING

BALANCE SHEET AS AT 31 DECEMBER 2009

	NOTE	GROUP/BANK	
		2009 RM'000	2008 RM'000
ASSETS			
Cash and short-term funds	(a)	413,521	530,984
Deposits and placements with financial institutions	(b)	45,000	125,000
Securities available-for-sale	(c)	407,716	274,108
Securities held-to-maturity	(d)	1,320,517	1,096,090
Advances and financing	(e)	4,295,627	3,282,273
Other assets	(g)	19,200	15,377
Deffered tax asset		2,926	–
Property, plant and equipment		181	227
		6,504,688	5,324,059
LIABILITIES AND ISLAMIC BANKING CAPITAL FUNDS			
Deposits from customers	(h)	5,550,458	4,470,465
Deposits and placements of banks and other financial institutions	(i)	238,008	142,326
Other liabilities		214,600	341,581
Deferred tax liability		–	2,182
Profit equalisation reserve	(j)	126,700	95,339
		6,129,766	5,051,893
ISLAMIC BANKING CAPITAL FUNDS			
Islamic banking funds		80,000	70,000
Reserves		294,922	202,166
Islamic banking capital funds		374,922	272,166
Liabilities and Islamic banking capital funds		6,504,688	5,324,059

The accompanying notes form an integral part of the financial statements.

41. THE OPERATIONS OF ISLAMIC BANKING (Continued)

INCOME STATEMENTS FOR THE YEAR ENDED 31 DECEMBER 2009

	NOTE	GROUP/BANK	
		2009 RM'000	2008 RM'000
Revenue	(k)	503,764	357,563
Income derived from investment of depositors' funds	(l)	481,141	344,017
Allowance for losses on advances and financing	(m)	(43,501)	(26,841)
Transfer to profit equalisation reserve	(j)	(31,361)	(39,595)
Income attributable to the depositors	(n)	(147,406)	(149,686)
Income derived from investment of Islamic banking capital funds	(o)	22,623	13,546
Total net income		281,496	141,441
Other operating expenses	(p)	(168,802)	(114,388)
Profit before zakat		112,694	27,053
Zakat	(r)	(4,615)	(3,057)
Net profit for the year		108,079	23,996

Net income from Islamic banking operations as reported in the income statements of the Group and the Bank is derived as follows:-

	NOTE	GROUP/BANK	
		2009 RM'000	2008 RM'000
Income derived from financing	(k)	389,784	275,846
Income derived from investment of depositors' funds	(k)	82,348	53,138
Other income	(k)	31,632	28,579
Income attributable to depositors	(n)	(147,406)	(149,686)
Transfer to profit equalisation reserve	(j)	(31,361)	(39,595)
Net income from Islamic banking operations as reported in the income statement of the Group and the Bank		324,997	168,282

The accompanying notes form an integral part of the financial statements.



NOTES TO THE FINANCIAL STATEMENTS

31 DECEMBER 2009

41. THE OPERATIONS OF ISLAMIC BANKING (Continued)

STATEMENT OF CHANGES IN RESERVES FOR THE YEAR ENDED 31 DECEMBER 2009

	----- Non-Distributable -----		Distributable	
	Islamic Banking Fund RM'000	Fair Value Reserve RM'000	Retained Profits RM'000	Total RM'000
As at 1 January 2008	10,000	–	171,626	181,626
Net profit for the year	–	–	23,996	23,996
Addition of fund	60,000	–	–	60,000
Net gain recognised directly in equity	–	6,544	–	6,544
As at 31 December 2008	70,000	6,544	195,622	272,166
As at 1 January 2009	70,000	6,544	195,622	272,166
Net profit for the year	–	–	108,079	108,079
Addition of fund	10,000	–	–	10,000
Net loss recognised directly in equity	–	(15,323)	–	(15,323)
As at 31 December 2009	80,000	(8,779)	303,701	374,922

The accompanying notes form an integral part of the financial statements.

41. THE OPERATIONS OF ISLAMIC BANKING (Continued)

CASH FLOW STATEMENT FOR THE YEAR ENDED 31 DECEMBER 2009

	GROUP/BANK	
	2009 RM'000	2008 RM'000
CASH FLOW FROM OPERATING ACTIVITIES		
Profit before zakat	112,694	27,053
Adjustments for:		
Depreciation	90	80
Net amortisation of premiums	(1,742)	19,672
Net profit suspended	4,703	3,329
Allowance for losses on financing	36,882	24,323
Bad debts written off	6,619	2,518
Operating profit before working capital changes	159,246	76,975
(Increase)/Decrease in deposits and placements with financial institutions	80,000	(55,319)
Increase in advances and financing	(1,061,558)	(466,808)
Increase in other assets	(3,823)	(12,001)
Increase in deposits from customers	1,175,675	906,707
Decrease/(Increase) in other liabilities	(131,021)	276,177
Increase in profit equalisation reserve	31,361	39,595
Net cash generated from operating activities	249,880	765,326
Zakat paid	(2,757)	(1,460)
Net cash from operating activities	247,123	763,866
CASH FLOW FROM INVESTING ACTIVITIES		
Purchases of property, plant and equipment	(44)	(123)
Net purchases of investment securities representing net cash used in investing activities	(374,542)	(669,431)
Net cash used in investing activities	(374,586)	(669,554)
CASH FLOWS FROM FINANCING ACTIVITIES		
Addition of fund	10,000	60,000
Net cash from financing activities	10,000	60,000
NET INCREASE IN CASH AND CASH EQUIVALENTS	(117,463)	154,312
CASH AND CASH EQUIVALENTS AT BEGINNING OF YEAR	530,984	376,672
CASH AND CASH EQUIVALENTS AT END OF YEAR	413,521	530,984
CASH AND CASH EQUIVALENTS REPRESENT:		
Cash and short term funds [Note 41(a)]	413,521	530,984

The accompanying notes form an integral part of the financial statements.



NOTES TO THE FINANCIAL STATEMENTS

31 DECEMBER 2009

41. THE OPERATIONS OF ISLAMIC BANKING (Continued)

a) Cash and short term funds

	GROUP/BANK	
	2009 RM'000	2008 RM'000
Cash and balances with banks and other financial institutions	11,085	29,430
Money at call and deposit placements maturing within one month	402,436	501,554
	413,521	530,984

b) Deposits and placements with banks and other financial institutions

	GROUP/BANK	
	2009 RM'000	2008 RM'000
Licensed banks	–	125,000
Other financial institutions	45,000	–
	45,000	125,000
The maturity structure of deposits and placements with banks and other financial institutions are as follows:		
Maturity within one year	45,000	125,000
	45,000	125,000

c) Securities available-for-sale

	GROUP/BANK	
	2009 RM'000	2008 RM'000
At fair value		
<u>Money market instruments:</u>		
Malaysian Government Investment Issues	404,800	230,103
Government Guaranteed Bond	10,000	–
	414,800	230,103
<u>Unquoted securities in Malaysia:</u>		
Islamic Debt Securities	5,142	35,317
	5,142	35,317

41. THE OPERATIONS OF ISLAMIC BANKING (Continued)

c) Securities available-for-sale (Continued)

	GROUP/BANK	
	2009 RM'000	2008 RM'000
Less : Net amortisation of premiums less accretion of discounts	(521)	(38)
Unrealised (loss)/gain on revaluation	(11,705)	8,726
Securities available-for-sale	407,716	274,108
The maturity structure of securities available-for-sale are as follows:		
More than one year	407,716	274,108
	407,716	274,108

d) Securities held-to-maturity

	GROUP/BANK	
	2009 RM'000	2008 RM'000
At amortised cost		
<u>Money Market Instruments (Long Term)</u>		
Malaysian Government Investment Issues	980,530	633,914
Government Guaranteed Bonds	99,257	–
Khazanah Bonds	42,725	116,400
	1,122,512	750,314
<u>Money Market Instruments (Short Term)</u>		
Negotiable Instrument of Deposit-Islamic	–	17,949
Bankers Acceptance	–	107,751
Treasury Bill-Islamic	–	19,296
	–	144,996
<u>Unquoted securities in Malaysia:</u>		
Islamic Debt Securities	189,058	194,058
	189,058	194,058
Less : Net amortisation of premiums less accretion of discounts	8,947	6,722
Investment securities	1,320,517	1,096,090
The maturity structure of securities held-to-maturity are as follows:		
More than one year	1,320,517	1,096,090
	1,320,517	1,096,090



NOTES TO THE FINANCIAL STATEMENTS

31 DECEMBER 2009

41. THE OPERATIONS OF ISLAMIC BANKING (Continued)

d) Securities held-to-maturity (Continued)

	GROUP/BANK	
	2009 RM'000	2008 RM'000
Indicative market value of money market instruments		
Islamic Debt Securities		
Malaysian Government Investment Issues	982,491	666,579
Government Guaranteed Bonds	100,255	–
Khazanah Bonds	46,216	126,666
Negotiable Instrument Of Deposit-Islamic	–	17,964
Treasury Bill-Islamic	–	19,605
Bankers Acceptance	–	108,203
Islamic Debt Securities	186,110	190,642
	1,315,072	1,129,659

e) Advances and financing

	GROUP/BANK	
	2009 RM'000	2008 RM'000
(i) By type		
Term financing		
Housing financing	1,834,021	1,787,266
Personal financing	5,186,475	3,493,204
Other term financing	6,000	11,779
Mikro finance	335	–
Staff financing	25,131	27,074
Credit/Charge cards	140,005	123,090
Less: Unearned income	(2,727,882)	(2,032,377)
Gross advances and financing	4,464,085	3,410,036
Less: Allowance for bad and doubtful debts and financing		
General	(98,876)	(75,552)
Specific	(55,296)	(42,628)
Less: Income-in-suspense	(14,286)	(9,583)
Total net advances and financing	4,295,627	3,282,273

41. THE OPERATIONS OF ISLAMIC BANKING (Continued)

e) Advancees and financing (Continued)

	GROUP/BANK	
	2009 RM'000	2008 RM'000
(ii) By type of customer		
Individuals	4,464,085	3,410,036
	4,464,085	3,410,036

	GROUP/BANK	
	2009 RM'000	2008 RM'000
(iii) By profit rate sensitivity		
Fixed rate		
Housing financing	877,543	821,806
Mikro finance	235	–
Other term financing	3,586,307	2,588,230
	4,464,085	3,410,036

	GROUP/BANK	
	2009 RM'000	2008 RM'000
(iv) By sector		
Purchase of landed residential property	877,543	821,806
Purchase of transport vehicles	61	142
Consumer durables	5,730	10,828
Consumption credit	3,440,511	2,454,170
Credit cards	140,005	123,090
Mikro finance	235	–
	4,464,085	3,410,036

	GROUP/BANK	
	2009 RM'000	2008 RM'000
(v) By contract		
Bai' Bithaman Ajil	877,543	821,806
Bai' Inah	3,577,567	2,573,733
Murabahah	6,026	10,970
Qadh	2,949	3,527
	4,464,085	3,410,036



NOTES TO THE FINANCIAL STATEMENTS

31 DECEMBER 2009

41. THE OPERATIONS OF ISLAMIC BANKING (Continued)

f) Non-performing advances and financing

	GROUP/BANK	
	2009 RM'000	2008 RM'000 (Restated)
(i) Movement in non performing advances and financing		
At beginning of year	89,871	79,272
Classified as non-performing during the year	55,605	64,181
Reclassified as performing during the year	(39,727)	(53,487)
Amount written off	(1,084)	(95)
At end of year	104,665	89,871
Specific allowance	(55,296)	(42,628)
Income-in-suspense	(14,286)	(9,583)
Net non-performing advances and financing	35,083	37,660
Ratio of net non-performing advances and financing to net advances and financing	0.80%	1.12%

	GROUP/BANK	
	2009 RM'000	2008 RM'000
(ii) Movements in allowance for bad and doubtful debts and income-in-suspense		
General provision		
At beginning of year	75,552	65,500
Allowance made during the year (Note 41 (m))	24,570	11,011
Transfer to specific allowance	(1,246)	(959)
At end of year	98,876	75,552
As % of gross advances and financing less specific allowance	2.25%	2.25%
Specific allowance		
At beginning of year	42,628	35,076
Allowance made during the year (Note 41 (m))	27,718	29,082
Transfer from general allowance	1,246	959
Amount written off	(890)	(6,719)
Amount recovered (Note 41 (m))	(15,406)	(15,770)
At end of year	55,296	42,628

41. THE OPERATIONS OF ISLAMIC BANKING (Continued)

f) Non-performing advances and financing (Continued)

	GROUP/BANK	
	2009 RM'000	2008 RM'000
(ii) Movements in allowance for bad and doubtful debts and income-in-suspense (continued)		
Income-in-suspense		
At beginning of year	9,583	6,254
Allowance made during the year	9,056	7,232
Amount written off	(236)	(27)
Amount recovered	(4,117)	(3,876)
At end of year	14,286	9,583

	GROUP/BANK	
	2009 RM'000	2008 RM'000
(iii) Non performing advances and financing by sector		
Properties		
Purchase of landed residential property	48,242	41,284
Purchase of transport vehicles	32	32
Credit cards	4,375	4,510
Consumer durables	2,690	2,871
Consumption credit	49,326	41,174
	104,665	89,871

g) Other assets

	GROUP/BANK	
	2009 RM'000	2008 RM'000
Income receivables	15,507	12,769
Sundry receivables	3,693	2,608
	19,200	15,377



NOTES TO THE FINANCIAL STATEMENTS

31 DECEMBER 2009

41. THE OPERATIONS OF ISLAMIC BANKING (Continued)

h) Deposits from customers

	GROUP/BANK	
	2009 RM'000	2008 RM'000
(i) By type of deposits		
Mudharabah fund:		
Fixed deposits	4,840,126	3,863,882
Non-mudharabah fund:		
Savings deposits	710,332	606,583
	5,550,458	4,470,465
(ii) By type of customer		
Government and statutory bodies	660,342	438,668
Business enterprises	1,777,724	1,134,546
Individuals	3,078,380	2,776,213
Others	34,012	121,038
	5,550,458	4,470,465

i) Deposits and placements of banks and other financial institutions

	GROUP/BANK	
	2009 RM'000	2008 RM'000
Other financial institutions	238,008	142,326
	238,008	142,326

j) Profit equalisation reserve ("PER")

	GROUP/BANK	
	2009 RM'000	2008 RM'000
At beginning of year	95,339	55,744
Amount provided during the year	31,361	39,595
At end of year (Note 20)	126,700	95,339

41. THE OPERATIONS OF ISLAMIC BANKING (Continued)

k) Revenue

Revenue comprises all types of revenue derived from financing, treasury, investment and other Islamic banking activities undertaken by the Bank.

Income from Islamic banking operations

	GROUP/BANK	
	2009 RM'000	2008 RM'000
Income derived from financing	389,784	275,846
Income derived from investment of depositors' funds		
Income from Islamic debt securities	10,765	(1)
Income from placements with financial institutions	10,718	17,556
Others	60,865	35,583
Other income	31,632	28,579
	503,764	357,563

l) Income derived from investment of depositors' funds

	NOTE	GROUP/BANK	
		2009 RM'000	2008 RM'000
Income derived from investment of:			
General investment deposits	(i)	422,098	298,779
Other deposits	(ii)	59,043	45,239
		481,141	344,017
Transfer to profit equalisation reserves		(31,361)	(39,595)
		449,780	304,422



NOTES TO THE FINANCIAL STATEMENTS

31 DECEMBER 2009

41. THE OPERATIONS OF ISLAMIC BANKING (Continued)

l) Income derived from investment of depositors' funds (Continued)

(i) Income derived from investment of general investment deposits

	GROUP/BANK	
	2009 RM'000	2008 RM'000
Finance income:		
Income derived from financing	326,596	230,497
Income derived from investment of depositors' funds		
Income from Islamic debt securities	9,020	(1)
Income from placements with financial institutions	8,980	14,670
Others	50,998	29,733
Total income from investment and financing	395,594	274,899
Other income:		
Commissions	4,025	1,928
Charges	22,479	21,952
Total income	422,098	298,779

(ii) Income derived from investment of other deposits

	GROUP/BANK	
	2009 RM'000	2008 RM'000
Finance income:		
Income derived from financing	45,684	34,900
Income derived from investment of depositors' funds		
Income from Islamic debt securities	1,262	–
Income from placements with financial institutions	1,256	2,221
Others	7,134	4,502
Total income from investment and financing	55,336	41,623
Other income:		
Commissions	563	292
Charges	3,144	3,324
Total income	59,043	45,239

41. THE OPERATIONS OF ISLAMIC BANKING (Continued)

m) Allowance for losses on advances and financing

	GROUP/BANK	
	2009 RM'000	2008 RM'000
Allowance for bad and doubtful debts on advances and financing:		
(a) Specific allowance		
Made in the financial year (Note 41 (f))	(27,718)	(29,082)
Transfer from general allowance (Note 41 (f))	(1,246)	(959)
Written back (Note 41 (f))	15,406	15,770
(b) General allowance		
Made in the financial year (Note 41 (f))	(24,570)	(11,011)
Transfer to specific allowance (Note 41 (f))	1,246	959
Bad debts recovered	2,107	–
Bad debts written off	(8,726)	(2,518)
	(43,501)	(26,841)

n) Income attributable to depositors

	GROUP/BANK	
	2009 RM'000	2008 RM'000
Deposits from customers		
Mudharabah fund	140,569	145,376
Non-Mudharabah fund	6,837	4,310
	147,406	149,686



NOTES TO THE FINANCIAL STATEMENTS

31 DECEMBER 2009

41. THE OPERATIONS OF ISLAMIC BANKING (Continued)

o) Income derived from investment of Islamic banking capital funds

	GROUP/BANK	
	2009 RM'000	2008 RM'000
Finance income:		
Income derived from financing	17,504	10,450
Income derived from investment of depositors' funds		
Income from Islamic debt securities	483	–
Income from placements with financial institutions	482	665
Others	2,733	1,348
Total income from investment and financing	21,202	12,463
Other income:		
Commissions	216	88
Charges	1,205	995
Total income	22,623	13,546

p) Other operating expenses

	GROUP/BANK	
	2009 RM'000	2008 RM'000
Personnel expenses		
Salaries and wages	948	742
Allowances and bonuses	–	26
Social security costs	9	8
Pension costs - defined contribution plan	118	92
Other staff related expenses	53	7
	1,128	875
General administrative expenses*	167,579	105,855
Maintenance cost	48,499	31,559
Professional fee	9,787	7,464
Others	109,388	66,832
	168,802	106,730

* Included in general administrative expenses is Syariah Committee's remuneration amounting to RM61,000 (2008: RM51,000) as further disclosed in Note 41(q).

41. THE OPERATIONS OF ISLAMIC BANKING (Continued)

q) Syariah Committee's remuneration

	GROUP/BANK	
	2009 RM'000	2008 RM'000
Syariah Committee's allowance	61	51

r) Zakat

Contribution of zakat is made according to Syariah principles and in accordance with MASB - Technical Release-i-1. Provision of zakat is made at the rate of 2.5% utilising an adjusted growth model.

s) Syariah Committee

The Syariah Committee was established under Bank Negara Malaysia's "Guidelines on the Governance of Syariah Committee for the Islamic Financial Institutions" (BNM/GPS1) to advise the Board of Directors on Syariah matters in its business operations and to provide technical assistance in ensuring the Islamic Banking products and services offered by the Group and the Bank are in compliance with Syariah principles.

t) Capital adequacy

	GROUP/BANK	
	2009 RM'000	2008 RM'000
(i) The capital adequacy ratios of the reporting institution are as follows:		
Tier I Capital		
Retained profit	303,701	195,622
Islamic banking funds	80,000	70,000
Total Tier I capital	383,701	265,622
Total Tier I capital		
General allowance for bad and doubtful debts and financing	98,876	75,552
Total Tier II capital	98,876	75,552
	482,577	341,174
Capital base		
Core capital ratio	9.18%	8.10%
Risk-weighted capital ratio	11.54%	10.40%
Core capital ratio (net of proposed dividends)	9.18%	8.10%
Risk-weighted capital ratio (net of proposed dividends)	11.54%	10.40%



NOTES TO THE FINANCIAL STATEMENTS

31 DECEMBER 2009

41. THE OPERATIONS OF ISLAMIC BANKING (Continued)

t) Capital adequacy (Continued)

(ii) Breakdown of gross risk-weighted assets in the various categories of risk-weights:

	GROUP/BANK 2009		GROUP/BANK 2008	
	Principal RM'000	Risk Weighted RM'000	Principal RM'000	Risk Weighted RM'000
0%	1,612,647	–	925,415	–
10%	–	–	–	–
20%	502,436	100,487	807,716	161,543
50%	918,923	459,462	869,200	434,600
100%	3,621,961	3,621,961	2,683,582	2,683,582
	6,655,967	4,181,910	5,285,913	3,279,725

42. GENERAL TAKAFUL AND FAMILY TAKAFUL FUNDS' BALANCE SHEET AS AT 31 DECEMBER 2009

GROUP	2009			2008		
	General Takaful Fund RM'000	Family Takaful Fund RM'000	Total RM'000	General Takaful Fund RM'000	Family Takaful Fund RM'000	Total RM'000
ASSET						
Cash and short-term funds	256	–	256	536	–	536
Investments	10,234	143,412	153,646	8,350	68,740	77,090
Other assets	480	985	1,465	1,350	2,938	4,288
Deferred tax assets	–	–	–	–	226	226
Investment-linked business assets	–	114,286	114,286	–	58,845	58,845
	10,970	258,683	269,653	10,236	130,749	140,985
LIABILITIES						
Other liabilities	5,484	29,032	34,516	7,489	20,382	27,871
Provision for outstanding claims	2,782	19,344	22,126	1,905	12,656	14,561
Deferred tax liabilities	–	186	186	–	–	–
Investment-linked business liabilities	–	2,090	2,090	–	2,541	2,541
	8,266	50,652	58,918	9,394	35,579	44,973
Liabilities/(Assets) of general and family takaful policy holder's funds	2,704	208,031	210,735	842	95,170	96,012
	10,970	258,683	269,653	10,236	130,749	140,985

The operating revenue generated from the general and family takaful of the Group for the financial year amounted to approximately RM93,276,000 (2008: RM62,989,000).

43. COMPARATIVE FIGURE

Some of the comparative figures have been restated to be in line with the current year disclosure. Reclassification of the comparative figure is related to Note 10(i) Non performing loan/financing and Note 41(f)(i) Non performing advance and financing as follows:

NOTE 10(i)

NON PERFORMING LOAN/FINANCING

	Restated RM'000	As Reported RM'000
Movements in non-performing loans/financing		
At beginning of year	724,634	724,634
Classified as non-performing during the year	236,387	123,152
Reclassified as performing during the year	–	(122,331)
Reimbursement on micro credit loan	(46,996)	–
Others	(186,413)	–
Amount written off	(35,103)	(32,946)
At end of year	692,509	692,509
Specific allowance	(461,577)	(461,577)
Interest/income-in-suspense	(111,989)	(111,989)
Net non-performing loans/financing	118,943	118,943
Ratio of net non-performing loans/financing to net loans and financing	1.49%	1.49%

NOTE 41(f)(i)

NON PERFORMING ADVANCE AND FINANCING

	Restated RM'000	As Reported RM'000
Movements in non-performing advances and financing		
At beginning of year	79,272	79,272
Classified as non-performing during the year	64,181	37,006
Reclassified as performing during the year	(53,487)	(19,650)
Amount written off	(95)	(6,757)
At end of year	89,871	89,871
Specific allowance	(42,628)	(42,628)
Income-in-suspense	(9,583)	(9,583)
Net non-performing advances and financing	37,660	37,660
Ratio of net non-performing advances and financing to net advances and financing	1.12%	1.12%

HUBUNGI KAMI

CONTACT US

KHIDMAT PELANGGAN CUSTOMER SERVICE

Bank Simpanan Nasional
Wisma BSN
117, Jalan Ampang
50450 Kuala Lumpur
Telefon/Telephone : 03-2142 5258
Faks/Fax : 03-2710 7252
Emel/Email : servicemanager@bsn.com.my

HAL EHWAL KORPORAT CORPORATE AFFAIRS

Tingkat 19, Wisma BSN
117, Jalan Ampang
50450 Kuala Lumpur
Telefon/Telephone : 03-2142 1636

PUSAT KAD KREDIT CREDIT CARD CENTRE

Bahagian Perkhidmatan Kad
117, Jalan Ampang
50450 Kuala Lumpur
Telefon/Telephone : 03-2142 4866/
03-2142 4706

JABATAN PERBANKAN ISLAM ISLAMIC BANKING

Tingkat 15, Wisma BSN
117, Jalan Ampang
50450 Kuala Lumpur
Telefon/Telephone : 03-2162 3222/

BAHAGIAN PEMASARAN MARKETING

Tingkat 19, Wisma BSN
117, Jalan Ampang
50450 Kuala Lumpur
Telefon/Telephone : 03-2162 3222

CAWANGAN-CAWANGAN NEGERI

STATE BRANCHES

KEDAH/PERLIS

Cawangan Utama Kedah
1258, Jalan Sultan Badlishah
05700 Alor Setar, Kedah
Telefon/Telephone : 04-733 5562

PULAU PINANG

Cawangan Utama Pulau Pinang
No. 13 Jalan Macalister
10400 Pulau Pinang
Telefon/Telephone : 04-226 3211

PERAK

Cawangan Utama Ipoh
Jalan Panglima
Bukit Gantang Wahab
30000 Ipoh, Perak
Telefon/Telephone : 05-241 4400

KUALA LUMPUR

Cawangan Utama
Tingkat Bawah, Wisma BSN
117, Jalan Ampang
50450 Kuala Lumpur
Telefon/Telephone : 03-2162 3222

SELANGOR

Cawangan Utama Shah Alam
Tingkat Bawah, Wisma PKNS
40000 Shah Alam, Selangor
Telefon/Telephone : 03-5519 8333

NEGERI SEMBILAN

Cawangan Utama Seremban
Lot 894, Jalan Dato Bandar Tunggal
70000 Seremban, Negeri Sembilan
Telefon/Telephone : 06-761 2266

MELAKA

Cawangan Utama Melaka
Lot 779, Jalan Munshi Abdullah
75100 Melaka
Telefon/Telephone : 06-283 6001

JOHOR

Cawangan Utama Johor Bahru
Suites 01.08-10 Wisma Maria
Peti Surat 207
80720 Johor Bahru, Johor
Telefon/Telephone : 07-223 0133

PAHANG

Cawangan Utama Kuantan
Lot 46, Jalan Bank
25050 Kuantan, Pahang
Telefon/Telephone : 09-515 6500

TERENGGANU

Cawangan Utama Kuala Terengganu
No. 11D-11E, Jalan Kota Lama
20930 Kuala Terengganu
Terengganu
Telefon/Telephone : 09-622 7622

KELANTAN

Cawangan Utama Kota Bharu
Lot 61-63 & 80-82
Jalan Pintu Pong
15710 Kota Bharu, Kelantan
Telefon/Telephone : 09-748 4466

SABAH

Cawangan Utama Kota Kinabalu
Wisma BSN Sabah, Jalan Kemajuan
Karamunsing, 88000 Kota Kinabalu
Sabah
Telefon/Telephone : 088-215 600

SARAWAK

Cawangan Utama Kuching
Bgn Hj A Rasit
Lot 173-175
Jalan Muda Hashim
93400 Kuching, Sarawak
Telefon/Telephone : 082-244 749